



www.worldrivet.com

Please contact us upon your riveting requirements!

SUZHOU RIVMATE IMPORT & EXPORT CO.,LTD

Address: Room 9016 of 2# Building, No. 436 Changjiang Road,
Huqiu District, Suzhou City, Jiangsu Province, China 215011
Tel: 0086-512-65280456 Fax: 0086-512-65280262
E-mail: factory@world-rivet.com
http://www.worldrivet.com

JIANGSU WASHEN FASTENER MANUFACTURE CO.,LTD

Factory address: No.2 of Shuangyu Road of South Industry
Zone,Jingjiang city of JiangSu Province
Tel:0086-523-80237002 Fax:0086-523-80237111
E-mail:factory@world-rivet.com
http://www.worldrivet.com

RIVMATE RESERVE THE RIGHT TO EXPLAIN AND REVISE FOR BROCHURES

Rivmate Brochure of Blind Rivet Series



2025 Edition

BLIND RIVET SERIES

We provide not only rivets but solutions!

Automotive Lightweight
Riveting Solution

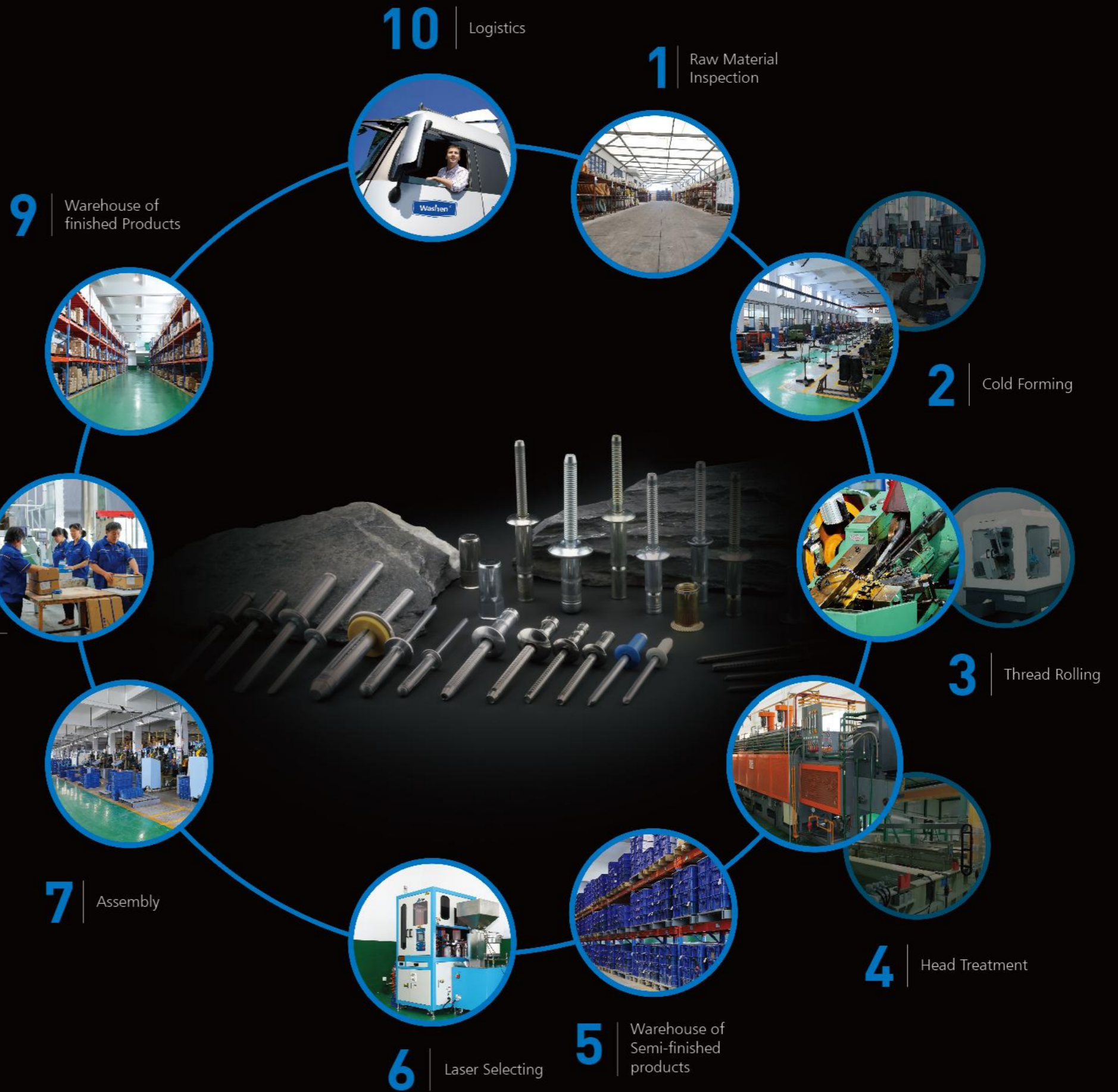


Scan to View Factory Video
In Youtube

2025 Edition

10 KEY MANUFACTURING PROCEDURES

Rivate strictly follows the process of producing the fastener products. Each working process is scientifically planned and practiced; each product is tested for multiple times, and each production link is strictly monitored and managed to ensure that each Washen product will have no defect and that Washen can provide the clients with the high-quality fastener products.



10
workflows

13 KEY QUALITY CONTROL PROCESSES


Washen has established the laboratory basing on IATF 16949:2016 to provide the clients and the counterpart with the reliable test or calibration data and guarantee the product quality requirements.

The whole production process from the raw materials to the finished fasteners needs at least 13 key quality control tests. We set a lot of barriers for the inferior products to guarantee the quality of Washen fastener products.




13

workflows




1 Direct-reading Spectrometer




2 Image Mapping




3 Measuring Projector




4 Computer Tensile & Shearing Set




5 Surface Profiler




6 Film Thickness Measurement




13 Riveting Test




12 Rivets Spinning Sets




11 Push-out Measurer




10 Salt Spray Test Box



9 Concentricity Detector



8 Metallurgical Microscope



7 Vickers Hardness Instrument



COMPANY PROFILE

Suzhou Rivmate Import&Export Co.,Ltd
 Jiangsu Washen Fastener Manufacture Co.,Ltd

Jiangsu Washen Fastener Manufacture Co., Ltd is a High-Tech fastener factory that supplies rivets & solutions to Automobile, Mid/High Voltage Cabinets and Home Appliance industries.

We have introduced 64 sets imported multi-station machines and 6 sets laser selecting machines. Our factory manufactures 400 million pieces of structural rivets and automobile blind rivets, 1 billion standard blind rivets annually now. Our Laboratory is equipped with Measuring Projector, Tensile & Shear Machines, Hardness Testing Set, Vision Measuring System, Destructive Testing Machine, Profilometer, Thickness Testing Machine and Salt Spray Testing Machine so that we can meet the automobile industry, electrical cabinet industry's strict requirement by providing fast & accurate testing data.

We choose top-ranking domestic suppliers as partners, from material selecting, manufacturing, till shipment are all strictly monitored and recorded according to ISO/TS16949 management system. We follow ISO, DIN7337, IFI114, HUCK and Avdel standard, and also we can design and produce according to customer requirement.



CONTENTS

Open Type Blind Rivet 11

1	Open Type Blind Rivet (Aluminum&Carbon steel)	11	4	Open Type Blind Rivet (All carbon steel)	26
2	Open Type Blind Rivet (All aluminum)	16	5	Open Type Blind Rivet (All stainless steel)	30
3	Open Type Blind Rivet (Aluminum&Stainless steel)	21			

Applied in the Automotive, White goods, Snowmobile trailer, Lighting equipment, Conference room furnishings, Gutter...



Scan to View Test Video
 (2.5%Mg Aluminum / Steel Open Type)
 In Youtube

Peel Type Blind Rivet 33

6	Peel Type Blind Rivet	33
---	-----------------------	----

Applied in the Commercial vehicles, Heating and ventilation, Automotive seat back...



Scan to View Test Video
 (3.5%Mg Aluminum / Steel Peel Type)
 In Youtube

Sealed Type Blind Rivet 35

7	Sealed Type Blind Rivet (Aluminum&Steel)	35	11	Sealed Type Blind Rivet (Stainless Steel 304/420)	43
8	Sealed Type Blind Rivet (All aluminum)	37	12	Sealed Type Blind Rivet (Stainless Steel 304/304)	45
9	Sealed Type Blind Rivet (Aluminum&Stainless steel)	39	13	Sealed Type Blind Rivet (Stainless Steel 316/316)	47
10	Sealed Type Blind Rivet (All steel)	41	14	Sealed Type Blind Rivet (Copper&Steel)	49

Applied in the White goods, Lawn and garden, School bus, Electronic enclosure, Electronic switch Sunroof...




Scan to View Test Video
 (5%Mg Aluminum / Steel Sealed Type)
 In Youtube

CONTENTS

Uni-grip Blind Rivet 51

15 Uni-grip Blind Rivet (All steel)	51	16 Uni-grip Blind Rivet (All stainless steel)	52
--	----	--	----

Applied in the Telecommunications cabinets, Electronic components, Ladders...



Scan to View Test Video
(All Carbon Steel Uni-grip)
In Youtube

Multi-grip Blind Rivet 53

17 Multi-grip Blind Rivet (Aluminum&Steel)	53	19 Multi-grip Blind Rivet (All steel)	57
18 Multi-grip Blind Rivet (Aluminum&Stainless steel)	55	20 Multi-grip Blind Rivet (All stainless steel)	58

Applied in the Snowmobile, Passenger air bag, Roll-up security door...



Scan to View Test Video
(All Stainless Steel Multi-grip)
In Youtube

Trifirm Rivet 59

21 All Aluminum Trifirm Rivet	59	23 6.4 Aluminum Bulbtight Trifirm Rivet	61
22 5.2 Aluminum Bulbtight Trifirm Rivet	60	24 7.5 Aluminum Bulbtight Trifirm Rivet	62

Applied in the Refrigerated truck, Container, Cladding, Commercial vehicles...




Scan to View Test Video
(All Aluminum Trifirm)
In Youtube

Now-Lock Blind Rivet 63

25 Now-Lock Blind Rivet (Carbon steel)	63	27 Now-Lock Blind Rivet (Aluminum)	65
26 Now-Lock Blind Rivet (Stainless steel)	64		

Applied in the Automotive, Cabinets and enclosures, Commercial vehicles, Domestic appliances, Heating and ventilation...



Scan to View Test Video
(Carbon Steel Now-Lock)
In Youtube

Mono-Lock Blind Rivet 66

28 Mono-Lock Blind Rivet (Carbon Steel)	66	30 Mono-Lock Blind Rivet (Aluminum)	68
29 Mono-Lock Blind Rivet (Stainless steel)	67		

Applied in the Automotive, Cabinets and enclosures, Commercial vehicles, Domestic appliances, Heating and ventilation...



Scan to View Test Video
(Carbon Steel Mono-Lock)
In Youtube

Hem-Firm Blind Rivet 69

31 Carbon Steel Hem-Firm Blind Rivet (A type)	69	33 Stainless Steel Hem-Firm Blind Rivet (B type)	72
32 Carbon Steel Hem-Firm Blind Rivet (B type)	70	34 Aluminum Hem-Firm Blind Rivet (B type)	73

Applied in the Scaffold tower, Step ladder, Car seat base, Vehicle mud flaps...



Scan to View Test Video
(Hem-Firm Type A)
In Youtube

CONTENTS

High Strength Lockbolt System 75

35 Carbon Steel High Strength Lockbolt System 75

Applied in the HVAC, Trailer and Container assembly, Rotating equipment, Shopping carts, Railroad and Transit cars, Geodesic structures...



Scan to View Test Video
(Carbon Steel High Strength Lockbolt)
In Youtube

Boom-Lock Blind Rivet 79

36 Carbon Steel Boom-Lock Blind Rivet 79

Applied in the Photovoltaic Industry, Railway...



Scan to View Test Video
(Carbon Steel Boom-Lock)
In Youtube

Rivlok & Rivbulb Double-locking System 81

37 Rivlok & Rivbulb Double-locking System 81

Applied in the Car frame&Car load-bearing beam.



Scan to View Test Video
(Rivlok)
In Youtube



Scan to View Test Video
(Rivbulb)
In Youtube

Self Piercing Rivet 83

38 Carbon Steel Self Piercing Rivet 83

car sunroof,engine hood,heavy truck cab,door plate reinforcement and etc



Scan to View Test Video
(Carbon Steel Self Piercing Rivet)
In Youtube

Ground Rivet 84

39 Carbon Steel Ground Rivet 84

40 Aluminium / Steel Grooved Type 85

Q-Lock Blind Rivet 87

41 Q-Lock Blind Rivet 87

Applied in the Automotive, Building industries, Commercial vehicles, Domestic appliances, Heating and ventilation...



Speed Rivet Series 95

42 Speed Rivet Series 95

Applied in the Automotive, Granary...





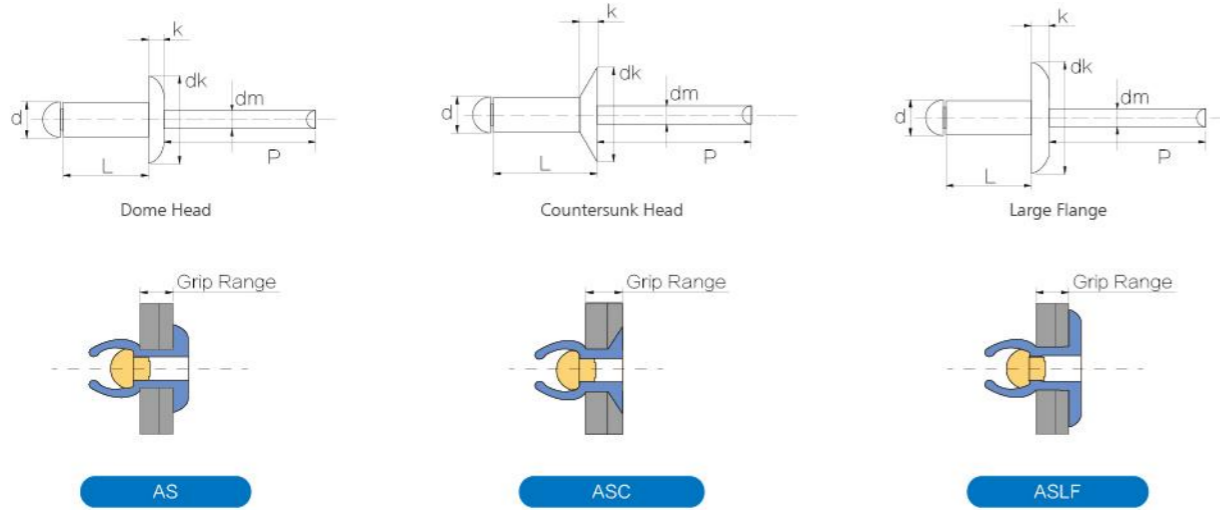
Scan to View Test Video
(2.5%Mg Aluminum / Steel Open Type 4.8x12)
In Youtube

Open Type Blind Rivet (Aluminum&Carbon steel)

Mandrel	Material	Carbon steel
	Surface	Zinc plated
Body	Material	Aluminum
	Surface	Natural polish



*Optional on request: 5050(1.5%Mg) 5052(2.5%Mg) 5154(3.5%Mg) 5056(5%Mg)



Units: mm

Diameter [d]	Part No.	Size	Body Length [L] (nom.)	Grip Range	Drill	Dome Head (Max)		Csk Head (Max)		Large Head (Max)		Mandrel Dia [dm] (max.)	Mandrel Reveal [P] (min.)	Typical Ultimate Strength	
						dk	k	dk	k	dk	k			Tensile	Shear
2.4 (3/32")	1AS24040 1ASC24040	2.4x4.0	4.0-5.0	0.5-2.0	2.5-2.6	5.0	1.0	4.8	1.0	/	/	1.6	25.0	280N	180N
	1AS24060 1ASC24060	2.4x6.0	6.0-7.0	2.0-4.0											
	1AS24080 1ASC24080	2.4x8.0	8.0-9.0	4.0-6.0											
	1AS24100 1ASC24100	2.4x10.0	10.0-11.0	6.0-8.0											
	1AS24120 1ASC24120	2.4x12.0	12.0-13.0	7.0-9.5											
	1AS24140 1ASC24140	2.4x14.0	14.0-15.0	8.0-11.5											
	1AS24160 1ASC24160	2.4x16.0	16.0-17.0	10.0-13.0											

Units: mm

Diameter [d]	Part No.	Size	Body Length [L] (nom.)	Grip Range	Drill	Dome Head (Max)		Csk Head (Max)		Large Head (Max)		Mandrel Dia [dm] (max.)	Mandrel Reveal [P] (min.)	Typical Ultimate Strength	
						dk	k	dk	k	dk	k			Tensile	Shear
3.0 (7/61")	1AS30060 1ASC30060	3.0x6.0	6.0-7.0	1.0-3.5	3.1-3.2	6.3	1.3	6.3	1.3	/	/	2.0	27.0	400N	300N
	1AS30080 1ASC30080	3.0x8.0	8.0-9.0	3.5-5.0											
	1AS30100 1ASC30100	3.0x10.0	10.0-11.0	5.0-7.0											
	1AS30120 1ASC30120	3.0x12.0	12.0-13.0	7.0-9.0											
	1AS30140 1ASC30140	3.0x14.0	14.0-15.0	9.0-11.0											
	1AS30160 1ASC30160	3.0x16.0	16.0-17.0	9.0-12.5											
	1AS30180 1ASC30180	3.0x18.0	18.0-19.0	12.0-14.5											
1AS30200 1ASC30200	3.0x20.0	20.0-21.0	13.0-16.5												
3.2 (1/8")	1AS32060 1ASC32060 1ASLF3206010	3.2x6.0	6.0-7.0	1.0-3.5	3.3-3.4	6.7	1.3	6.3	1.3	9.8	2.0	2.0	27.0	500N	400N
	1AS32080 1ASC32080 1ASLF3208010	3.2x8.0	8.0-9.0	3.5-5.0											
	1AS32100 1ASC32100 1ASLF3210010	3.2x10.0	10.0-11.0	5.0-7.0											
	1AS32120 1ASC32120 1ASLF3212010	3.2x12.0	12.0-13.0	7.0-9.0											
	1AS32140 1ASC32140 1ASLF3214010	3.2x14.0	14.0-15.0	9.0-11.0											
	1AS32160 1ASC32160 1ASLF3216010	3.2x16.0	16.0-17.0	9.0-12.5											
	1AS32180 1ASC32180 1ASLF3218010	3.2x18.0	18.0-19.0	12.0-14.5											
1AS32200 1ASC32200 1ASLF3220010	3.2x20.0	20.0-21.0	13.0-16.5												

Units: mm

Diameter [d]	Part No.	Size	Body Length [L] (nom.)	Grip Range	Drill	Dome Head (Max)		Csk Head (Max)		Large Head (Max)		Mandrel Dia [dm] (max.)	Mandrel Reveal [P] (min.)	Typical Ultimate Strength	
						dk	k	dk	k	dk	k			Tensile	Shear
4.0 (5/32")	1AS40060 1ASC40060 1ASLF4006012	4.0×6.0	6.0-7.0	1.0-3.0	4.1-4.2	8.4	1.7	7.5	1.7	12.5	2.2	2.5	27.0	1000N	800N
	1AS40080 1ASC40080 1ASLF4008012	4.0×8.0	8.0-9.0	3.0-5.0											
	1AS40100 1ASC40100 1ASLF4010012	4.0×10.0	10.0-11.0	4.0-6.5											
	1AS40120 1ASC40120 1ASLF4012012	4.0×12.0	12.0-13.0	6.0-8.5											
	1AS40140 1ASC40140 1ASLF4014012	4.0×14.0	14.0-15.0	7.0-10.5											
	1AS40160 1ASC40160 1ASLF4016012	4.0×16.0	16.0-17.0	8.0-12.5											
	1AS40180 1ASC40180 1ASLF4018012	4.0×18.0	18.0-19.0	10.0-14.5											
	1AS40200 1ASC40200 1ASLF4020012	4.0×20.0	20.0-21.0	12.0-16.0											
	1AS40250 1ASC40250 1ASLF4025012	4.0×25.0	25.0-26.0	16.0-21.0											
	1AS40300 1ASC40300 1ASLF4030012	4.0×30.0	30.0-31.0	21.0-26.0											
4.8 (3/16")	1AS48060 1ASC48060 1ASLF4806016	4.8×6.0	6.0-7.0	1.0-2.5	4.9-5.0	10.1	2.0	9.5	2.0	16.5	2.5	3.0	27.0	1500N	1300N
	1AS48080 1ASC48080 1ASLF4808016	4.8×8.0	8.0-9.0	2.5-4.0											
	1AS48100 1ASC48100 1ASLF4810016	4.8×10.0	10.0-11.0	4.0-6.0											
	1AS48120 1ASC48120 1ASLF4812016	4.8×12.0	12.0-13.0	6.0-8.0											
	1AS48140 1ASC48140 1ASLF4814016	4.8×14.0	14.0-15.0	8.0-10.0											
	1AS48160 1ASC48160 1ASLF4816016	4.8×16.0	16.0-17.0	9.0-12.0											
	1AS48180 1ASC48180 1ASLF4818016	4.8×18.0	18.0-19.0	10.0-14.0											
	1AS48200 1ASC48200 1ASLF4820016	4.8×20.0	20.0-21.0	12.0-16.0											
	1AS48250 1ASC48250 1ASLF4825016	4.8×25.0	25.0-26.0	16.0-21.0											
	1AS48300 1ASC48300 1ASLF4830016	4.8×30.0	30.0-31.0	21.0-25.0											
	1AS48350 1ASC48350 1ASLF4835016	4.8×35.0	35.0-36.0	25.0-30.0											
	1AS48400 1ASC48400 1ASLF4840016	4.8×40.0	40.0-41.0	30.0-35.0											

Units: mm

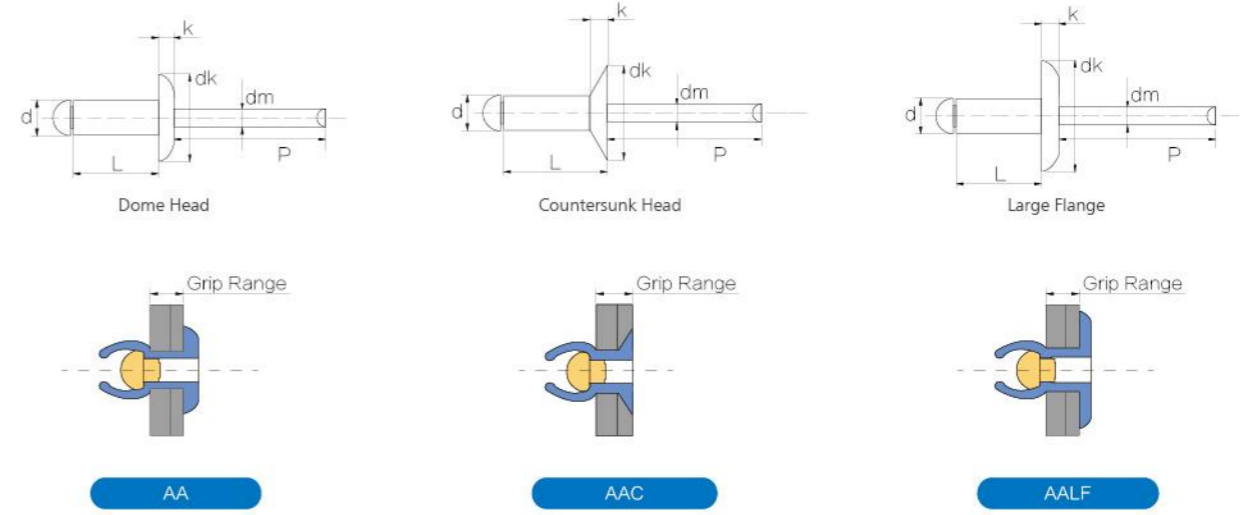
Diameter [d]	Part No.	Size	Body Length [L] (nom.)	Grip Range	Drill	Dome Head (Max)		Csk Head (Max)		Large Head (Max)		Mandrel Dia [dm] (max.)	Mandrel Reveal [P] (min.)	Typical Ultimate Strength													
						dk	k	dk	k	dk	k			Tensile	Shear												
5.0 (6/31")	1AS50060 1ASC50060 1ASLF5006016	5.0×6.0	6.0-7.0	1.0-2.5	5.1-5.2	10.5	2.1	9.5	2.1	16.5	2.5	3.0	27.0	1700N	1500N												
	1AS50080 1ASC50080 1ASLF5008016	5.0×8.0	8.0-9.0	2.5-4.0																							
	1AS50100 1ASC50100 1ASLF5010016	5.0×10.0	10.0-11.0	4.0-6.0																							
	1AS50120 1ASC50120 1ASLF5012016	5.0×12.0	12.0-13.0	6.0-8.0																							
	1AS50140 1ASC50140 1ASLF5014016	5.0×14.0	14.0-15.0	8.0-10.0																							
	1AS50160 1ASC50160 1ASLF5016016	5.0×16.0	16.0-17.0	9.0-12.0																							
	1AS50180 1ASC50180 1ASLF5018016	5.0×18.0	18.0-19.0	10.0-14.0																							
	1AS50200 1ASC50200 1ASLF5020016	5.0×20.0	20.0-21.0	12.0-16.0																							
	1AS50250 1ASC50250 1ASLF5025016	5.0×25.0	25.0-26.0	16.0-21.0																							
	1AS50300 1ASC50300 1ASLF5030016	5.0×30.0	30.0-31.0	21.0-25.0																							
	1AS50350 1ASC50350 1ASLF5035016	5.0×35.0	35.0-36.0	25.0-30.0																							
	1AS50400 1ASC50400 1ASLF5040016	5.0×40.0	40.0-41.0	30.0-35.0																							
	6.0 (15/64")	1AS60080 1ASC60080	6.0×8.0	8.0-9.0												1.5-3.0	6.1-6.2	12.6	2.5	11.3	2.1	/	/	3.7	31.0	2500N	2000N
		1AS60100 1ASC60100	6.0×10.0	10.0-11.0												3.0-5.0											
1AS60120 1ASC60120		6.0×12.0	12.0-13.0	5.0-7.0																							
1AS60140 1ASC60140		6.0×14.0	14.0-15.0	7.0-9.0																							
1AS60160 1ASC60160		6.0×16.0	16.0-17.0	7.0-11.0																							
1AS60180 1ASC60180		6.0×18.0	18.0-19.0	11.0-13.0																							
1AS60200 1ASC60200		6.0×20.0	20.0-21.0	11.0-15.0																							
1AS60250 1ASC60250		6.0×25.0	25.0-26.0	14.0-19.5																							
1AS60300 1ASC60300		6.0×30.0	30.0-31.0	19.5-24.5																							
1AS60350 1ASC60350		6.0×35.0	35.0-36.0	24.0-29.0																							
1AS60400 1ASC60400	6.0×40.0	40.0-41.0	29.0-34.0																								

Units: mm

Diameter [d]	Part No.	Size	Body Length [L] (nom.)	Grip Range	Drill	Dome Head (Max)		Csk Head (Max)		Large Head (Max)		Mandrel Dia [dm] (max.)	Mandrel Reveal [P] (min.)	Typical Ultimate Strength			
						dk	k	dk	k	dk	k			Tensile	Shear		
6.4 (1/4")	1AS64080 1ASC64080 1ASLF6408019	6.4×8.0	8.0-9.0	1.5-3.0													
	1AS64100 1ASC64100 1ASLF6410019	6.4×10.0	10.0-11.0	2.0-4.0													
	1AS64120 1ASC64120 1ASLF6412019	6.4×12.0	12.0-13.0	3.0-6.0													
	1AS64140 1ASC64140 1ASLF6414019	6.4×14.0	14.0-15.0	6.0-8.0													
	1AS64160 1ASC64160 1ASLF6416019	6.4×16.0	16.0-17.0	6.0-10.0													
	1AS64180 1ASC64180 1ASLF6418019	6.4×18.0	18.0-19.0	8.0-12.0	6.5-6.6	13.4	2.7	12.5	2.7	19.0	3.2	3.9	31.0	3000N	2200N		
	1AS64200 1ASC64200 1ASLF6420019	6.4×20.0	20.0-21.0	10.0-14.0													
	1AS64250 1ASC64250 1ASLF6425019	6.4×25.0	25.0-26.0	14.0-18.0													
	1AS64300 1ASC64300 1ASLF6430019	6.4×30.0	30.0-31.0	18.0-23.0													
	1AS64350 1ASC64350 1ASLF6435019	6.4×35.0	35.0-36.0	23.0-28.0													
	1AS64400 1ASC64400 1ASLF6440019	6.4×40.0	40.0-41.0	28.0-33.0													

Open Type Blind Rivet (All aluminum)

Mandrel	Material	Aluminum
	Surface	Natural polish
Body	Material	Aluminum
	Surface	Natural polish



Units: mm

Diameter [d]	Part No.	Size	Body Length [L] (nom.)	Grip Range	Drill	Dome Head (Max)		Csk Head (Max)		Large Head (Max)		Mandrel Dia [dm] (max.)	Mandrel Reveal [P] (min.)	Typical Ultimate Strength		
						dk	k	dk	k	dk	k			Tensile	Shear	
2.4 (3/32")	AA24040 AAC24040	2.4×4.0	4.0-5.0	0.5-2.0												
	AA24060 AAC24060	2.4×6.0	6.0-7.0	2.0-4.0												
	AA24080 AAC24080	2.4×8.0	8.0-9.0	4.0-6.0												
	AA24100 AAC24100	2.4×10.0	10.0-11.0	6.0-8.0	2.5-2.6	5.0	1.0	4.8	1.0	/	/	1.6	25.0	200N	150N	
	AA24120 AAC24120	2.4×12.0	12.0-13.0	7.0-9.5												
	AA24140 AAC24140	2.4×14.0	14.0-15.0	8.0-11.5												
	AA24160 AAC24160	2.4×16.0	16.0-17.0	10.0-13.0												

Units: mm

Diameter [d]	Part No.	Size	Body Length [L] (nom.)	Grip Range	Drill	Dome Head (Max)		Csk Head (Max)		Large Head (Max)		Mandrel Dia [dm] (max.)	Mandrel Reveal [P] (min.)	Typical Ultimate Strength	
						dk	k	dk	k	dk	k			Tensile	Shear
3.0 (7/61")	AA30060 AAC30060	3.0×6.0	6.0-7.0	1.0-3.5	3.1-3.2	6.3	1.3	6.3	1.3	/	/	2.0	27.0	300N	250N
	AA30080 AAC30080	3.0×8.0	8.0-9.0	3.5-5.0											
	AA30100 AAC30100	3.0×10.0	10.0-11.0	5.0-7.0											
	AA30120 AAC30120	3.0×12.0	12.0-13.0	7.0-9.0											
	AA30140 AAC30140	3.0×14.0	14.0-15.0	9.0-11.0											
	AA30160 AAC30160	3.0×16.0	16.0-17.0	9.0-12.5											
	AA30180 AAC30180	3.0×18.0	18.0-19.0	12.0-14.5											
	AA30200 AAC30200	3.0×20.0	20.0-21.0	13.0-16.5											
	AA32060 AAC32060 AALF3206010	3.2×6.0	6.0-7.0	1.0-3.5											
AA32080 AAC32080 AALF3208010	3.2×8.0	8.0-9.0	3.5-5.0												
AA32100 AAC32100 AALF3210010	3.2×10.0	10.0-11.0	5.0-7.0												
AA32120 AAC32120 AALF3212010	3.2×12.0	12.0-13.0	7.0-9.0												
AA32140 AAC32140 AALF3214010	3.2×14.0	14.0-15.0	9.0-11.0												
AA32160 AAC32160 AALF3216010	3.2×16.0	16.0-17.0	9.0-12.5												
AA32180 AAC32180 AALF3218010	3.2×18.0	18.0-19.0	12.0-14.5												
AA32200 AAC32200 AALF3220010	3.2×20.0	20.0-21.0	13.0-16.5												

Units: mm

Diameter [d]	Part No.	Size	Body Length [L] (nom.)	Grip Range	Drill	Dome Head (Max)		Csk Head (Max)		Large Head (Max)		Mandrel Dia [dm] (max.)	Mandrel Reveal [P] (min.)	Typical Ultimate Strength												
						dk	k	dk	k	dk	k			Tensile	Shear											
4.0 (5/32")	AA40060 AAC40060 AALF4006012	4.0×6.0	6.0-7.0	1.0-3.0	4.1-4.2	8.4	1.7	7.5	1.7	12.5	2.2	2.5	27.0	900N	700N											
	AA40080 AAC40080 AALF4008012	4.0×8.0	8.0-9.0	3.0-5.0																						
	AA40100 AAC40100 AALF4010012	4.0×10.0	10.0-11.0	4.0-6.5																						
	AA40120 AAC40120 AALF4012012	4.0×12.0	12.0-13.0	6.0-8.5																						
	AA40140 AAC40140 AALF4014012	4.0×14.0	14.0-15.0	7.0-10.5																						
	AA40160 AAC40160 AALF4016012	4.0×16.0	16.0-17.0	8.0-12.5																						
	AA40180 AAC40180 AALF4018012	4.0×18.0	18.0-19.0	10.0-14.5																						
	AA40200 AAC40200 AALF4020012	4.0×20.0	20.0-21.0	12.0-16.0																						
	AA40250 AAC40250 AALF4025012	4.0×25.0	25.0-26.0	16.0-21.0																						
	AA40300 AAC40300 AALF4030012	4.0×30.0	30.0-31.0	21.0-26.0																						
	AA48060 AAC48060 AALF4806016	4.8×6.0	6.0-7.0	1.0-2.5												4.9-5.0	10.1	2.0	9.5	2.0	16.5	2.5	3.0	27.0	1300N	850N
	AA48080 AAC48080 AALF4808016	4.8×8.0	8.0-9.0	2.5-4.0																						
AA48100 AAC48100 AALF4810016	4.8×10.0	10.0-11.0	4.0-6.0																							
AA48120 AAC48120 AALF4812016	4.8×12.0	12.0-13.0	6.0-8.0																							
AA48140 AAC48140 AALF4814016	4.8×14.0	14.0-15.0	8.0-10.0																							
AA48160 AAC48160 AALF4816016	4.8×16.0	16.0-17.0	9.0-12.0																							
AA48180 AAC48180 AALF4818016	4.8×18.0	18.0-19.0	10.0-14.0																							
AA48200 AAC48200 AALF4820016	4.8×20.0	20.0-21.0	12.0-16.0																							
AA48250 AAC48250 AALF4825016	4.8×25.0	25.0-26.0	16.0-21.0																							
AA48300 AAC48300 AALF4830016	4.8×30.0	30.0-31.0	21.0-25.0																							
AA48350 AAC48350 AALF4835016	4.8×35.0	35.0-36.0	25.0-30.0																							
AA48400 AAC48400 AALF4840016	4.8×40.0	40.0-41.0	30.0-35.0																							

Units: mm

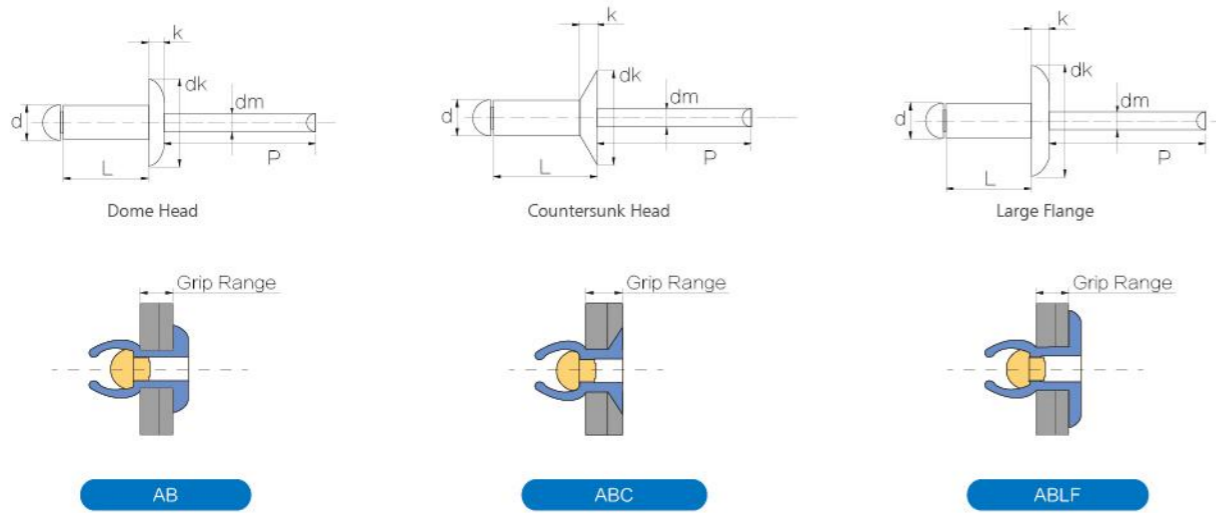
Diameter [d]	Part No.	Size	Body Length [L] (nom.)	Grip Range	Drill	Dome Head (Max)		Csk Head (Max)		Large Head (Max)		Mandrel Dia [dm] (max.)	Mandrel Reveal [P] (min.)	Typical Ultimate Strength	
						dk	k	dk	k	dk	k			Tensile	Shear
5.0 (6/31")	AA50060 AAC50060 AALF5006016	5.0×6.0	6.0-7.0	1.0-2.5	5.1-5.2	10.5	2.1	9.5	2.1	16.5	2.5	3.0	27.0	1500N	1000N
	AA50080 AAC50080 AALF5008016	5.0×8.0	8.0-9.0	2.5-4.0											
	AA50100 AAC50100 AALF5010016	5.0×10.0	10.0-11.0	4.0-6.0											
	AA50120 AAC50120 AALF5012016	5.0×12.0	12.0-13.0	6.0-8.0											
	AA50140 AAC50140 AALF5014016	5.0×14.0	14.0-15.0	8.0-10.0											
	AA50160 AAC50160 AALF5016016	5.0×16.0	16.0-17.0	9.0-12.0											
	AA50180 AAC50180 AALF5018016	5.0×18.0	18.0-19.0	10.0-14.0											
	AA50200 AAC50200 AALF5020016	5.0×20.0	20.0-21.0	12.0-16.0											
	AA50250 AAC50250 AALF5025016	5.0×25.0	25.0-26.0	16.0-21.0											
	AA50300 AAC50300 AALF5030016	5.0×30.0	30.0-31.0	21.0-25.0											
	AA50350 AAC50350 AALF5035016	5.0×35.0	35.0-36.0	25.0-30.0											
	AA50400 AAC50400 AALF5040016	5.0×40.0	40.0-41.0	30.0-35.0											
6.0 (15/64")	AA60080 AAC60080	6.0×8.0	8.0-9.0	1.5-3.0	6.1-6.2	12.6	2.5	11.3	2.1	/	/	3.7	31.0	1900N	1200N
	AA60100 AAC60100	6.0×10.0	10.0-11.0	3.0-5.0											
	AA60120 AAC60120	6.0×12.0	12.0-13.0	5.0-7.0											
	AA60140 AAC60140	6.0×14.0	14.0-15.0	7.0-9.0											
	AA60160 AAC60160	6.0×16.0	16.0-17.0	7.0-11.0											
	AA60180 AAC60180	6.0×18.0	18.0-19.0	11.0-13.0											
	AA60200 AAC60200	6.0×20.0	20.0-21.0	11.0-15.0											
	AA60250 AAC60250	6.0×25.0	25.0-26.0	14.0-19.5											
	AA60300 AAC60300	6.0×30.0	30.0-31.0	19.5-24.5											
	AA60350 AAC60350	6.0×35.0	35.0-36.0	24.0-29.0											
AA60400 AAC60400	6.0×40.0	40.0-41.0	29.0-34.0												

Units: mm

Diameter [d]	Part No.	Size	Body Length [L] (nom.)	Grip Range	Drill	Dome Head (Max)		Csk Head (Max)		Large Head (Max)		Mandrel Dia [dm] (max.)	Mandrel Reveal [P] (min.)	Typical Ultimate Strength	
						dk	k	dk	k	dk	k			Tensile	Shear
6.4 (1/4")	AA64080 AAC64080 AALF6408019	6.4×8.0	8.0-9.0	1.5-3.0	6.5-6.6	13.4	2.7	12.5	2.7	19.0	3.2	3.9	31.0	2200N	1500N
	AA64100 AAC64100 AALF6410019	6.4×10.0	10.0-11.0	2.0-4.0											
	AA64120 AAC64120 AALF6412019	6.4×12.0	12.0-13.0	3.0-6.0											
	AA64140 AAC64140 AALF6414019	6.4×14.0	14.0-15.0	6.0-8.0											
	AA64160 AAC64160 AALF6416019	6.4×16.0	16.0-17.0	6.0-10.0											
	AA64180 AAC64180 AALF6418019	6.4×18.0	18.0-19.0	8.0-12.0											
	AA64200 AAC64200 AALF6420019	6.4×20.0	20.0-21.0	10.0-14.0											
	AA64250 AAC64250 AALF6425019	6.4×25.0	25.0-26.0	14.0-18.0											
	AA64300 AAC64300 AALF6430019	6.4×30.0	30.0-31.0	18.0-23.0											
	AA64350 AAC64350 AALF6435019	6.4×35.0	35.0-36.0	23.0-28.0											
AA64400 AAC64400 AALF6440019	6.4×40.0	40.0-41.0	28.0-33.0												

Open Type Blind Rivet (Aluminum&Stainless steel)

Mandrel	Material	304&316 Stainless steel
	Surface	Natural polish
Body	Material	Aluminum
	Surface	Natural polish



Units: mm

Diameter [d]	Part No.	Size	Body Length [L] (nom.)	Grip Range	Drill	Dome Head (Max)		Csk Head (Max)		Large Head (Max)		Mandrel Dia [dm] (max.)	Mandrel Reveal [P] (min.)	Typical Ultimate Strength	
						dk	k	dk	k	dk	k			Tensile	Shear
2.4 (3/32")	AB24040 ABC24040	2.4×4.0	4.0-5.0	0.5-2.0	2.5-2.6	5.0	1.0	4.8	1.0	/	/	1.6	25.0	500N	350N
	AB24060 ABC24060	2.4×6.0	6.0-7.0	2.0-4.0											
	AB24080 ABC24080	2.4×8.0	8.0-9.0	4.0-6.0											
	AB24100 ABC24100	2.4×10.0	10.0-11.0	6.0-8.0											
	AB24120 ABC24120	2.4×12.0	12.0-13.0	7.0-9.5											
	AB24140 ABC24140	2.4×14.0	14.0-15.0	8.0-11.5											
	AB24160 ABC24160	2.4×16.0	16.0-17.0	10.0-13.0											

Units: mm

Diameter [d]	Part No.	Size	Body Length [L] (nom.)	Grip Range	Drill	Dome Head (Max)		Csk Head (Max)		Large Head (Max)		Mandrel Dia [dm] (max.)	Mandrel Reveal [P] (min.)	Typical Ultimate Strength	
						dk	k	dk	k	dk	k			Tensile	Shear
3.0 (7/61")	AB30060 ABC30060	3.0×6.0	6.0-7.0	1.0-3.5	3.1-3.2	6.3	1.3	6.3	1.3	/	/	2.0	27.0	700N	550N
	AB30080 ABC30080	3.0×8.0	8.0-9.0	3.5-5.0											
	AB30100 ABC30100	3.0×10.0	10.0-11.0	5.0-7.0											
	AB30120 ABC30120	3.0×12.0	12.0-13.0	7.0-9.0											
	AB30140 ABC30140	3.0×14.0	14.0-15.0	9.0-11.0											
	AB30160 ABC30160	3.0×16.0	16.0-17.0	9.0-12.5											
	AB30180 ABC30180	3.0×18.0	18.0-19.0	12.0-14.5											
AB30200 ABC30200	3.0×20.0	20.0-21.0	13.0-16.5												
3.2 (1/8")	AB32060 ABC32060 ABLF3206010	3.2×6.0	6.0-7.0	1.0-3.5	3.3-3.4	6.7	1.3	6.3	1.3	9.8	2.0	2.0	27.0	1000N	750N
	AB32080 ABC32080 ABLF3208010	3.2×8.0	8.0-9.0	3.5-5.0											
	AB32100 ABC32100 ABLF3210010	3.2×10.0	10.0-11.0	5.0-7.0											
	AB32120 ABC32120 ABLF3212010	3.2×12.0	12.0-13.0	7.0-9.0											
	AB32140 ABC32140 ABLF3214010	3.2×14.0	14.0-15.0	9.0-11.0											
	AB32160 ABC32160 ABLF3216010	3.2×16.0	16.0-17.0	9.0-12.5											
	AB32180 ABC32180 ABLF3218010	3.2×18.0	18.0-19.0	12.0-14.5											
AB32200 ABC32200 ABLF3220010	3.2×20.0	20.0-21.0	13.0-16.5												

Units: mm

Diameter [d]	Part No.	Size	Body Length [L] (nom.)	Grip Range	Drill	Dome Head (Max)		Csk Head (Max)		Large Head (Max)		Mandrel Dia [dm] (max.)	Mandrel Reveal [P] (min.)	Typical Ultimate Strength	
						dk	k	dk	k	dk	k			Tensile	Shear
4.0 (5/32")	AB40060 ABC40060 ABLF4006012	4.0×6.0	6.0-7.0	1.0-3.0	4.1-4.2	8.4	1.7	7.5	1.7	12.5	2.2	2.5	27.0	1700N	1100N
	AB40080 ABC40080 ABLF4008012	4.0×8.0	8.0-9.0	3.0-5.0											
	AB40100 ABC40100 ABLF4010012	4.0×10.0	10.0-11.0	4.0-6.5											
	AB40120 ABC40120 ABLF4012012	4.0×12.0	12.0-13.0	6.0-8.5											
	AB40140 ABC40140 ABLF4014012	4.0×14.0	14.0-15.0	7.0-10.5											
	AB40160 ABC40160 ABLF4016012	4.0×16.0	16.0-17.0	8.0-12.5											
	AB40180 ABC40180 ABLF4018012	4.0×18.0	18.0-19.0	10.0-14.5											
	AB40200 ABC40200 ABLF4020012	4.0×20.0	20.0-21.0	12.0-16.0											
	AB40250 ABC40250 ABLF4025012	4.0×25.0	25.0-26.0	16.0-21.0											
	AB40300 ABC40300 ABLF4030012	4.0×30.0	30.0-31.0	21.0-26.0											
4.8 (3/16")	AB48060 ABC48060 ABLF4806016	4.8×6.0	6.0-7.0	1.0-2.5	4.9-5.0	10.1	2.0	9.5	2.0	16.5	2.5	3.0	27.0	2500N	1700N
	AB48080 ABC48080 ABLF4808016	4.8×8.0	8.0-9.0	2.5-4.0											
	AB48100 ABC48100 ABLF4810016	4.8×10.0	10.0-11.0	4.0-6.0											
	AB48120 ABC48120 ABLF4812016	4.8×12.0	12.0-13.0	6.0-8.0											
	AB48140 ABC48140 ABLF4814016	4.8×14.0	14.0-15.0	8.0-10.0											
	AB48160 ABC48160 ABLF4816016	4.8×16.0	16.0-17.0	9.0-12.0											
	AB48180 ABC48180 ABLF4818016	4.8×18.0	18.0-19.0	10.0-14.0											
	AB48200 ABC48200 ABLF4820016	4.8×20.0	20.0-21.0	12.0-16.0											
	AB48250 ABC48250 ABLF4825016	4.8×25.0	25.0-26.0	16.0-21.0											
	AB48300 ABC48300 ABLF4830016	4.8×30.0	30.0-31.0	21.0-25.0											
	AB48350 ABC48350 ABLF4835016	4.8×35.0	35.0-36.0	25.0-30.0											
	AB48400 ABC48400 ABLF4840016	4.8×40.0	40.0-41.0	30.0-35.0											

Units: mm

Diameter [d]	Part No.	Size	Body Length [L] (nom.)	Grip Range	Drill	Dome Head (Max)		Csk Head (Max)		Large Head (Max)		Mandrel Dia [dm] (max.)	Mandrel Reveal [P] (min.)	Typical Ultimate Strength													
						dk	k	dk	k	dk	k			Tensile	Shear												
5.0 (6/31")	AB50060 ABC50060 ABLF5006016	5.0×6.0	6.0-7.0	1.0-2.5	5.1-5.2	10.5	2.1	9.5	2.1	16.5	2.5	3.0	27.0	2950N	1950N												
	AB50080 ABC50080 ABLF5008016	5.0×8.0	8.0-9.0	2.5-4.0																							
	AB50100 ABC50100 ABLF5010016	5.0×10.0	10.0-11.0	4.0-6.0																							
	AB50120 ABC50120 ABLF5012016	5.0×12.0	12.0-13.0	6.0-8.0																							
	AB50140 ABC50140 ABLF5014016	5.0×14.0	14.0-15.0	8.0-10.0																							
	AB50160 ABC50160 ABLF5016016	5.0×16.0	16.0-17.0	9.0-12.0																							
	AB50180 ABC50180 ABLF5018016	5.0×18.0	18.0-19.0	10.0-14.0																							
	AB50200 ABC50200 ABLF5020016	5.0×20.0	20.0-21.0	12.0-16.0																							
	AB50250 ABC50250 ABLF5025016	5.0×25.0	25.0-26.0	16.0-21.0																							
	AB50300 ABC50300 ABLF5030016	5.0×30.0	30.0-31.0	21.0-25.0																							
	AB50350 ABC50350 ABLF5035016	5.0×35.0	35.0-36.0	25.0-30.0																							
	AB50400 ABC50400 ABLF5040016	5.0×40.0	40.0-41.0	30.0-35.0																							
	6.0 (15/64")	AB60080 ABC60080	6.0×8.0	8.0-9.0												1.5-3.0	6.1-6.2	12.6	2.5	11.3	2.1	/	/	3.7	31.0	4200N	3200N
		AB60100 ABC60100	6.0×10.0	10.0-11.0												3.0-5.0											
AB60120 ABC60120		6.0×12.0	12.0-13.0	5.0-7.0																							
AB60140 ABC60140		6.0×14.0	14.0-15.0	7.0-9.0																							
AB60160 ABC60160		6.0×16.0	16.0-17.0	7.0-11.0																							
AB60180 ABC60180		6.0×18.0	18.0-19.0	11.0-13.0																							
AB60200 ABC60200		6.0×20.0	20.0-21.0	11.0-15.0																							
AB60250 ABC60250		6.0×25.0	25.0-26.0	14.0-19.5																							
AB60300 ABC60300		6.0×30.0	30.0-31.0	19.5-24.5																							
AB60350 ABC60350		6.0×35.0	35.0-36.0	24.0-29.0																							
AB60400 ABC60400	6.0×40.0	40.0-41.0	29.0-34.0																								

Units: mm

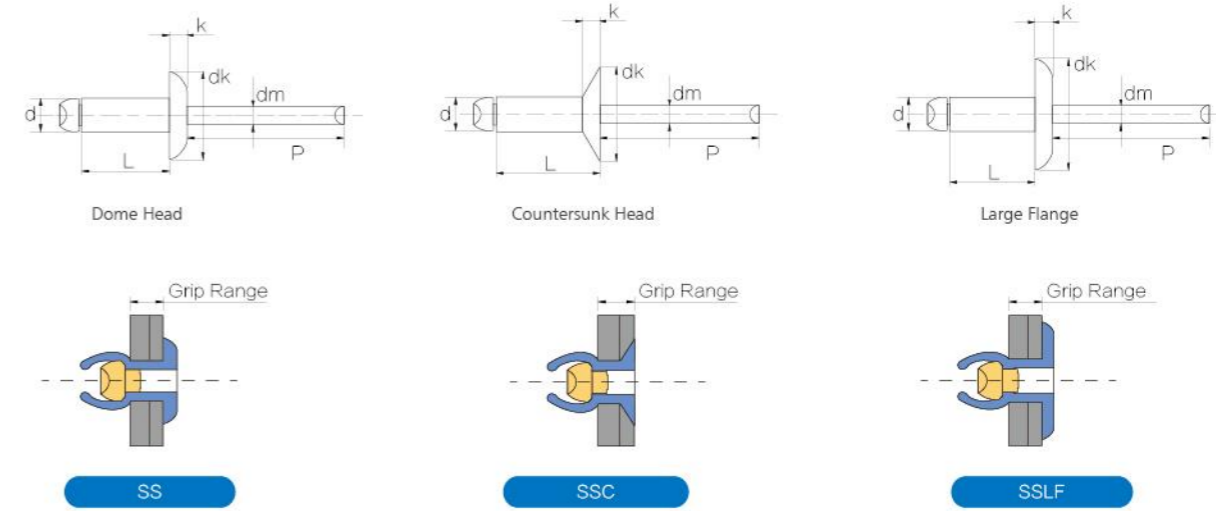
Diameter [d]	Part No.	Size	Body Length [L] (nom.)	Grip Range	Drill	Dome Head (Max)		Csk Head (Max)		Large Head (Max)		Mandrel Dia [dm] (max.)	Mandrel Reveal [P] (min.)	Typical Ultimate Strength			
						dk	k	dk	k	dk	k			Tensile	Shear		
6.4 (1/4")	AB64080 ABC64080 ABLF6408019	6.4x8.0	8.0-9.0	1.5-3.0													
	AB64100 ABC64100 ABLF6410019	6.4x10.0	10.0-11.0	2.0-4.0													
	AB64120 ABC64120 ABLF6412019	6.4x12.0	12.0-13.0	3.0-6.0													
	AB64140 ABC64140 ABLF6414019	6.4x14.0	14.0-15.0	6.0-8.0													
	AB64160 ABC64160 ABLF6416019	6.4x16.0	16.0-17.0	6.0-10.0													
	AB64180 ABC64180 ABLF6418019	6.4x18.0	18.0-19.0	8.0-12.0	6.5-6.6	13.4	2.7	12.5	2.7	19.0	3.2	3.9	31.0	4850N	3400N		
	AB64200 ABC64200 ABLF6420019	6.4x20.0	20.0-21.0	10.0-14.0													
	AB64250 ABC64250 ABLF6425019	6.4x25.0	25.0-26.0	14.0-18.0													
	AB64300 ABC64300 ABLF6430019	6.4x30.0	30.0-31.0	18.0-23.0													
	AB64350 ABC64350 ABLF6435019	6.4x35.0	35.0-36.0	23.0-28.0													
	AB64400 ABC64400 ABLF6440019	6.4x40.0	40.0-41.0	28.0-33.0													



Scan to View Test Video
(All Carbon Steel Open Type 4.8x12)
In Youtube

Open Type Blind Rivet (All carbon steel)

Mandrel	Material	Carbon steel
	Surface	Zinc plated
Body	Material	Carbon steel
	Surface	Zinc plated



Units: mm

Diameter [d]	Part No.	Size	Body Length [L] (nom.)	Grip Range	Drill	Dome Head (Max)		Csk Head (Max)		Large Head (Max)		Mandrel Dia [dm] (max.)	Mandrel Reveal [P] (min.)	Typical Ultimate Strength		
						dk	k	dk	k	dk	k			Tensile	Shear	
3.0 (7/61")	SS30060 SSC30060	3.0x6.0	6.0-7.0	1.0-3.0												
	SS30080 SSC30080	3.0x8.0	8.0-9.0	3.0-5.0												
	SS30100 SSC30100	3.0x10.0	10.0-11.0	5.0-7.0	3.1-3.2	6.5	1.3	6.3	1.3	/	/	2.1	27.0	1125N	915N	
	SS30120 SSC30120	3.0x12.0	12.0-13.0	7.0-9.0												

Units: mm

Diameter [d]	Part No.	Size	Body Length [L] (nom.)	Grip Range	Drill	Dome Head (Max)		Csk Head (Max)		Large Head (Max)		Mandrel Dia [dm] (max.)	Mandrel Reveal [P] (min.)	Typical Ultimate Strength	
						dk	k	dk	k	dk	k			Tensile	Shear
3.2 (1/8")	SS32060 SSC32060 SSLF3206010	3.2×6.0	6.0-7.0	1.5-3.5	3.3-3.4	6.7	1.3	6.3	1.3	9.8	2.0	2.1	27.0	1285N	1060N
	SS32080 SSC32080 SSLF3208010	3.2×8.0	8.0-9.0	3.0-5.0											
	SS32100 SSC32100 SSLF3210010	3.2×10.0	10.0-11.0	5.0-7.0											
	SS32120 SSC32120 SSLF3212010	3.2×12.0	12.0-13.0	7.0-9.0											
	SS32140 SSC32140 SSLF3214010	3.2×14.0	14.0-15.0	9.0-11.0											
	SS32160 SSC32160 SSLF3216010	3.2×16.0	16.0-17.0	11.0-13.0											
	SS32180 SSC32180 SSLF3218010	3.2×18.0	18.0-19.0	13.0-15.0											
	SS40060 SSC40060 SSLF4006012	4.0×6.0	6.0-7.0	0.5-2.5											
SS40080 SSC40080 SSLF4008012	4.0×8.0	8.0-9.0	2.5-4.5												
SS40100 SSC40100 SSLF4010012	4.0×10.0	10.0-11.0	4.5-6.5												
SS40120 SSC40120 SSLF4012012	4.0×12.0	12.0-13.0	6.5-8.5												
SS40140 SSC40140 SSLF4014012	4.0×14.0	14.0-15.0	8.5-10.5												
SS40160 SSC40160 SSLF4016012	4.0×16.0	16.0-17.00	10.5-12.5												
SS40180 SSC40180 SSLF4018012	4.0×18.0	18.0-19.0	12.5-14.5												
SS40200 SSC40200 SSLF4020012	4.0×20.0	20.0-21.0	14.5-16.5												

Units: mm

Diameter [d]	Part No.	Size	Body Length [L] (nom.)	Grip Range	Drill	Dome Head (Max)		Csk Head (Max)		Large Head (Max)		Mandrel Dia [dm] (max.)	Mandrel Reveal [P] (min.)	Typical Ultimate Strength	
						dk	k	dk	k	dk	k			Tensile	Shear
4.8 (3/16")	SS48060 SSC48060 SSLF4806016	4.8×6.0	6.0-7.0	1.0-2.5	4.9-5.0	10.1	2.0	9.5	2.0	16.5	2.5	3.1	27.0	2920N	2300N
	SS48080 SSC48080 SSLF4808016	4.8×8.0	8.0-9.0	2.5-4.5											
	SS48100 SSC48100 SSLF4810016	4.8×10.0	10.0-11.0	4.0-6.0											
	SS48120 SSC48120 SSLF4812016	4.8×12.0	12.0-13.0	6.0-8.0											
	SS48140 SSC48140 SSLF4814016	4.8×14.0	14.0-15.0	8.0-10.0											
	SS48160 SSC48160 SSLF4816016	4.8×16.0	16.0-17.0	10.0-11.5											
	SS48180 SSC48180 SSLF4818016	4.8×18.0	18.0-19.0	11.5-13.5											
	SS48200 SSC48200 SSLF4820016	4.8×20.0	20.0-21.0	13.5-15.0											
	SS48250 SSC48250 SSLF4825016	4.8×25.0	25.0-26.0	17.0-20.0											
	SS48300 SSC48300 SSLF4830016	4.8×30.0	30.0-31.0	20.0-25.0											
5.0 (6/31")	SS50060 SSC50060	5.0×6.0	6.0-7.0	1.0-2.5	5.1-5.2	10.5	2.1	9.5	2.1	/	/	3.1	27.0	3255N	2575N
	SS50080 SSC50080	5.0×8.0	8.0-9.0	2.0-4.5											
	SS50100 SSC50100	5.0×10.0	10.0-11.0	4.5-6.0											
	SS50120 SSC50120	5.0×12.0	12.0-13.0	6.0-8.0											
	SS50140 SSC50140	5.0×14.0	14.0-15.0	8.0-10.0											
	SS50160 SSC50160	5.0×16.0	16.0-17.0	10.0-11.5											
	SS50180 SSC50180	5.0×18.0	18.0-19.0	11.5-13.5											
	SS50200 SSC50200	5.0×20.0	20.0-21.0	13.5-15.0											
SS50250 SSC50250	5.0×25.0	25.0-26.0	17.0-20.0												

Units: mm

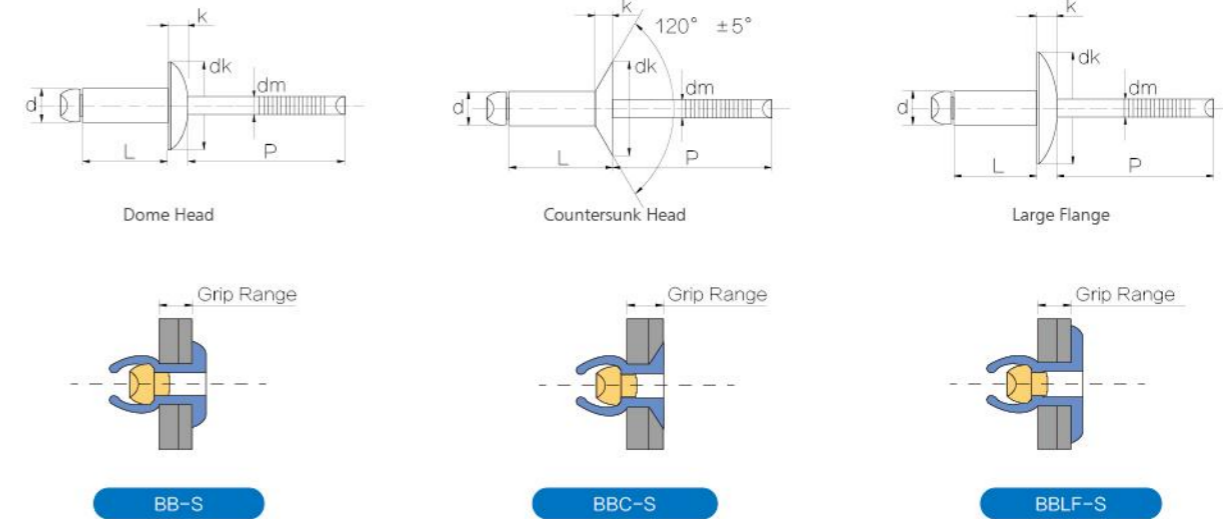
Diameter [d]	Part No.	Size	Body Length [L] (nom.)	Grip Range	Drill	Dome Head (Max)		Csk Head (Max)		Large Head (Max)		Mandrel Dia [dm] (max.)	Mandrel Reveal [P] (min.)	Typical Ultimate Strength	
						dk	k	dk	k	dk	k			Tensile	Shear
6.0 (15/64")	SS60080	6.0×8.0	8.0-9.0	1.5-3.0	6.1-6.2	12.6	2.5	/	/	/	/	4.0	31.0	5000N	4000N
	SS60100	6.0×10.0	10.0-11.0	2.5-4.5											
	SS60120	6.0×12.0	12.0-13.0	4.5-6.5											
	SS60150	6.0×15.0	15.0-16.0	7.5-9.5											
	SS60180	6.0×18.0	18.0-19.0	10.5-12.5											
	SS60200	6.0×20.0	20.0-21.0	12.5-14.5											
	SS60220	6.0×22.0	22.0-23.0	12.5-16.5											
	SS60250	6.0×25.0	25.0-26.0	15.0-19.0											
6.4 (1/4")	SS64080	6.4×8.0	8.0-9.0	1.5-3.0	6.5-6.6	13.4	2.7	/	/	/	/	4.2	31.0	5400N	4350N
	SS64100	6.4×10.0	10.0-11.0	2.0-4.0											
	SS64120	6.4×12.0	12.0-13.0	3.0-6.0											
	SS64150	6.4×15.0	15.0-16.0	6.0-9.0											
	SS64180	6.4×18.0	18.0-19.0	9.0-12.0											
	SS64200	6.4×20.0	20.0-21.0	11.0-14.0											
	SS64250	6.4×25.0	25.0-26.0	15.0-19.0											
	SS64300	6.4×30.0	30.0-31.0	20.0-24.0											
SS64350	6.4×35.0	35.0-36.0	23.0-28.0												



Scan to View Test Video
(All Stainless Steel Open Type 6.4x12)
In Youtube

Open Type Blind Rivet (All stainless steel)

Mandrel	Material	304&316 Stainless steel
	Surface	Natural polish
Body	Material	304&316 Stainless steel
	Surface	Natural polish



Units: mm

Diameter [d]	Part No.	Size	Body Length [L] (nom.)	Grip Range	Drill	Dome Head (Max)		Csk Head (Max)		Large Head (Max)		Mandrel Dia [dm] (max.)	Mandrel Reveal [P] (min.)	Typical Ultimate Strength	
						dk	k	dk	k	dk	k			Tensile	Shear
3.0 (7/61")	BB-S30060 BBC-S30060	3.0×6.0	6.0-7.0	1.0-3.0	3.1-3.2	6.5	1.3	6.3	1.3	/	/	2.1	27.0	2000N	1600N
	BB-S30080 BBC-S30080	3.0×8.0	8.0-9.0	3.0-5.0											
	BB-S30100 BBC-S30100	3.0×10.0	10.0-11.0	5.0-7.0											
	BB-S30120 BBC-S30120	3.0×12.0	12.0-13.0	7.0-9.0											
3.2 (1/8")	BB-S32060 BBC-S32060 BBLF-S3206010	3.2×6.0	6.0-7.0	1.0-3.0	3.3-3.4	6.7	1.3	6.3	1.3	9.8	2.0	2.1	27.0	2500N	1800N
	BB-S32080 BBC-S32080 BBLF-S3208010	3.2×8.0	8.0-9.0	3.0-5.0											
	BB-S32100 BBC-S32100 BBLF-S3210010	3.2×10.0	10.0-11.0	5.0-7.0											
	BB-S32120 BBC-S32120 BBLF-S3212010	3.2×12.0	12.0-13.0	7.0-9.0											
	BB-S32150 BBC-S32150 BBLF-S3215010	3.2×15.0	15.0-16.0	8.0-11.0											
	BB-S32180 BBC-S32180 BBLF-S3218010	3.2×18.0	18.0-19.0	12.0-15.0											

Units: mm

Diameter [d]	Part No.	Size	Body Length [L] (nom.)	Grip Range	Drill	Dome Head (Max)		Csk Head (Max)		Large Head (Max)		Mandrel Dia [dm] (max.)	Mandrel Reveal [P] (min.)	Typical Ultimate Strength	
						dk	k	dk	k	dk	k			Tensile	Shear
4.0 (5/32")	BB-S40060 BBC-S40060 BBLF-S4006012	4.0×6.0	6.0-7.0	1.0-2.5	4.1-4.2	8.5	1.7	7.5	1.7	12.2	2.2	2.6	27.0	3800N	3100N
	BB-S40080 BBC-S40080 BBLF-S4008012	4.0×8.0	8.0-9.0	2.5-4.5											
	BB-S40100 BBC-S40100 BBLF-S4010012	4.0×10.0	10.0-11.0	4.5-6.5											
	BB-S40120 BBC-S40120 BBLF-S4012012	4.0×12.0	12.0-13.0	6.5-8.5											
	BB-S40140 BBC-S40140 BBLF-S4014012	4.0×14.0	14.0-15.0	8.5-10.5											
	BB-S40160 BBC-S40160 BBLF-S4016012	4.0×16.0	16.0-17.0	9.5-12.0											
	BB-S40180 BBC-S40180 BBLF-S4018012	4.0×18.0	18.0-19.0	12.0-14.0											
	BB-S40200 BBC-S40200 BBLF-S4020012	4.0×20.0	20.0-21.0	14.0-16.0											
	BB-S48060 BBC-S48060 BBLF-S4806016	4.8×6.0	6.0-7.0	1.0-2.5											
	BB-S48080 BBC-S48080 BBLF-S4808016	4.8×8.0	8.0-9.0	1.5-4.0											
4.8 (3/16")	BB-S48100 BBC-S48100 BBLF-S4810016	4.8×10.0	10.0-11.0	4.0-6.0	4.9-5.0	10.1	2.0	9.5	2.0	14.5	2.5	3.1	27.0	6000N	4500N
	BB-S48120 BBC-S48120 BBLF-S4812016	4.8×12.0	12.0-13.0	6.0-8.0											
	BB-S48140 BBC-S48140 BBLF-S4814016	4.8×14.0	14.0-15.0	8.0-9.5											
	BB-S48160 BBC-S48160 BBLF-S4816016	4.8×16.0	16.0-17.0	9.5-11.0											
	BB-S48180 BBC-S48180 BBLF-S4818016	4.8×18.0	18.0-19.0	11.0-13.0											
	BB-S48200 BBC-S48200 BBLF-S4820016	4.8×20.0	20.0-21.0	13.0-15.0											
	BB-S48250 BBC-S48250 BBLF-S4825016	4.8×25.0	25.0-26.0	17.0-20.0											
	BB-S48300 BBC-S48300 BBLF-S4830016	4.8×30.0	30.0-31.0	21.0-25.0											

Units: mm

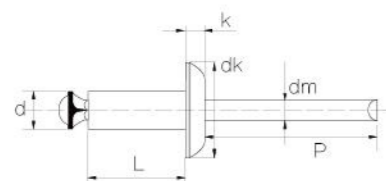
Diameter [d]	Part No.	Size	Body Length [L] (nom.)	Grip Range	Drill	Dome Head (Max)		Csk Head (Max)		Large Head (Max)		Mandrel Dia [dm] (max.)	Mandrel Reveal [P] (min.)	Typical Ultimate Strength	
						dk	k	dk	k	dk	k			Tensile	Shear
5.0 (6/31")	BB-S50060 BBC-S50060	5.0×6.0	6.0-7.0	1.0-2.5	5.1-5.2	10.5	2.1	9.5	2.1	/	/	3.1	27.0	6500N	5000N
	BB-S50080 BBC-S50080	5.0×8.0	8.0-9.0	2.0-4.0											
	BB-S50100 BBC-S50100	5.0×10.0	10.0-11.0	4.0-6.0											
	BB-S50120 BBC-S50120	5.0×12.0	12.0-13.0	6.0-8.0											
	BB-S50140 BBC-S50140	5.0×14.0	14.0-15.0	8.0-10.0											
	BB-S50160 BBC-S50160	5.0×16.0	16.0-17.0	10.0-12.0											
	BB-S50180 BBC-S50180	5.0×18.0	18.0-19.0	12.0-14.0											
	BB-S50200 BBC-S50200	5.0×20.0	20.0-21.0	14.0-16.0											
	BB-S50250 BBC-S50250	5.0×25.0	25.0-26.0	16.0-21.0											
	6.0 (15/64")	BB-S60080	6.0×8.0	8.0-9.0											
BB-S60100		6.0×10.0	10.0-11.0	2.0-4.0											
BB-S60120		6.0×12.0	12.0-13.0	4.0-6.0											
BB-S60150		6.0×15.0	15.0-16.0	6.0-9.0											
BB-S60180		6.0×18.0	18.0-19.0	9.0-12.0											
BB-S60200		6.0×20.0	20.0-21.0	10.0-14.0											
BB-S60220		6.0×22.0	22.0-23.0	12.0-16.0											
BB-S60250	6.0×25.0	25.0-26.0	15.0-19.0												
6.4 (1/4")	BB-S64080	6.4×8.0	8.0-9.0	1.5-3.0	6.5-6.6	13.4	2.7	/	/	/	/	4.2	31.0	8850N	6500N
	BB-S64100	6.4×10.0	10.0-11.0	2.0-4.0											
	BB-S64120	6.4×12.0	12.0-13.0	4.0-6.0											
	BB-S64150	6.4×15.0	15.0-16.0	6.0-9.0											
	BB-S64180	6.4×18.0	18.0-19.0	9.0-13.0											
	BB-S64200	6.4×20.0	20.0-21.0	13.0-16.0											
	BB-S64250	6.4×25.0	25.0-26.0	16.0-20.0											
	BB-S64300	6.4×30.0	30.0-31.0	18.0-23.0											
	BB-S64350	6.4×35.0	35.0-36.0	23.0-28.0											



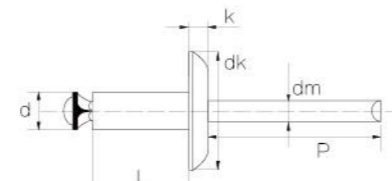
Scan to View Test Video
(3.5%Mg Aluminum / Steel Peel Type 4.8x12)
In Youtube

Peel Type Blind Rivet

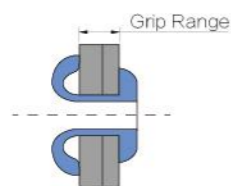
Mandrel	Material	Carbon steel
	Surface	Zinc plated
Body	Material	Aluminum
	Surface	Natural polish



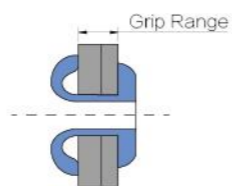
Dome Head



Large Flange



ASP



ASPLF

Units: mm

Diameter [d]	Part No.	Size	Body Length [L] (nom.)	Grip Range	Drill	Dome Head (Max)		Large Head (Max)		Mandrel Dia [dm] (max.)	Mandrel Reveal [P] (min.)	Typical Ultimate Strength	
						dk	k	dk	k			Tensile	Shear
3.2 (1/8")	3ASP32100 3ASPLF3210010	3.2x10.0	10.0-11.0	1.0-5.0	3.4-3.5	6.7	1.3	9.8	2.0	2.0	27.0	700N	500N
	3ASP32120 3ASPLF3212010	3.2x12.0	12.0-13.0	3.0-7.0									
	3ASP32140 3ASPLF3214010	3.2x14.0	14.0-15.0	5.0-9.0									
	3ASP32160 3ASPLF3216010	3.2x16.0	16.0-17.0	7.0-11.0									
	3ASP32180 3ASPLF3218010	3.2x18.0	18.0-19.0	9.0-13.0									

Units: mm

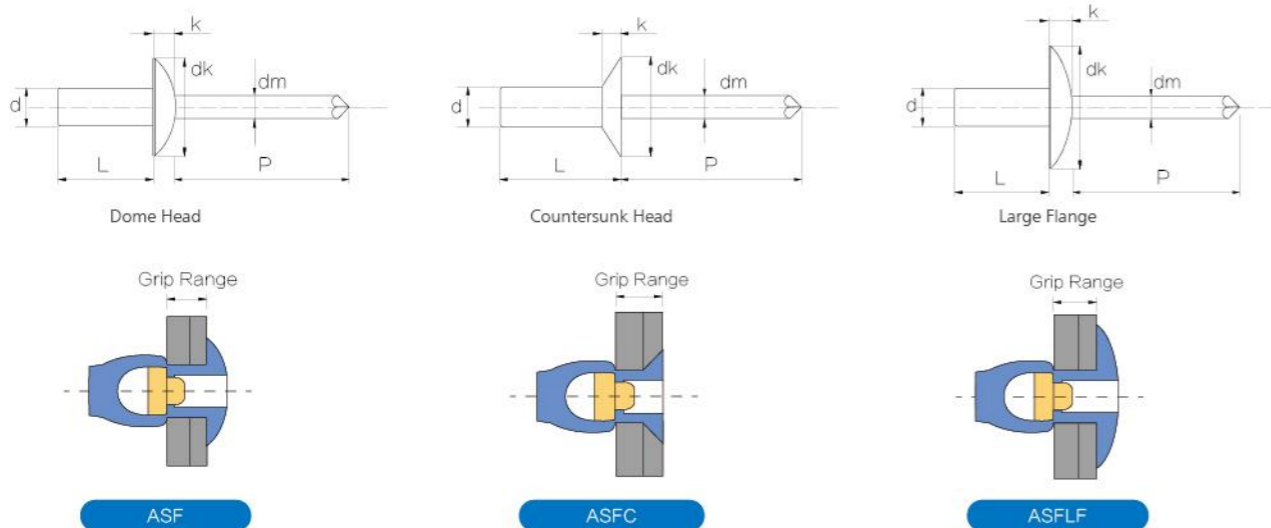
Diameter [d]	Part No.	Size	Body Length [L] (nom.)	Grip Range	Drill	Dome Head (Max)		Large Head (Max)		Mandrel Dia [dm] (max.)	Mandrel Reveal [P] (min.)	Typical Ultimate Strength	
						dk	k	dk	k			Tensile	Shear
4.0 (5/32")	3ASP40100 3ASPLF4010012	4.0x10.0	10.0-11.0	1.5-4.5	4.2-4.4	8.4	1.7	12.5	2.2	2.4	27.0	1000N	850N
	3ASP40120 3ASPLF4012012	4.0x12.0	12.0-13.0	3.0-6.5									
	3ASP40140 3ASPLF4014012	4.0x14.0	14.0-15.0	5.0-8.5									
	3ASP40160 3ASPLF4016012	4.0x16.0	16.0-17.0	7.0-10.5									
	3ASP40180 3ASPLF4018012	4.0x18.0	18.0-19.0	9.0-12.5									
	3ASP40200 3ASPLF4020012	4.0x20.0	20.0-21.0	11.0-14.5									
4.8 (3/16")	3ASP48100 3ASPLF4810016	4.8x10.0	10.0-11.0	1.5-4.0	5.25-5.45	10.1	2.0	16.5	2.5	2.9	27.0	1700N	1700N
	3ASP48120 3ASPLF4812016	4.8x12.0	12.0-13.0	2.0-6.0									
	3ASP48150 3ASPLF4815016	4.8x15.0	15.0-16.0	3.0-9.0									
	3ASP48180 3ASPLF4818016	4.8x18.0	18.0-19.0	5.0-11.0									
	3ASP48210 3ASPLF4821016	4.8x21.0	21.0-22.0	8.0-15.0									
	3ASP48250 3ASPLF4825016	4.8x25.0	25.0-26.0	12.0-19.0									
6.4 (1/4")	3ASP64120	6.4x12.0	12.0-13.0	1.5-4.5	6.6-6.8	13.4	2.7	/	/	4.1	30.0	3400N	2900N
	3ASP64150	6.4x15.0	15.0-16.0	3.0-6.5									
	3ASP64180	6.4x18.0	18.0-19.0	5.0-9.5									
	3ASP64210	6.4x21.0	21.0-22.0	7.0-12.5									
	3ASP64250	6.4x25.0	25.0-26.0	9.0-17.0									



Scan to View Test Video
(5%Mg Aluminum / Steel Sealed Type 4.8x11)
In Youtube

Sealed Type Blind Rivet (Aluminum&Steel)

Mandrel	Material	Carbon steel
	Surface	Black
Body	Material	Aluminum
	Surface	Natural polish



Units: mm

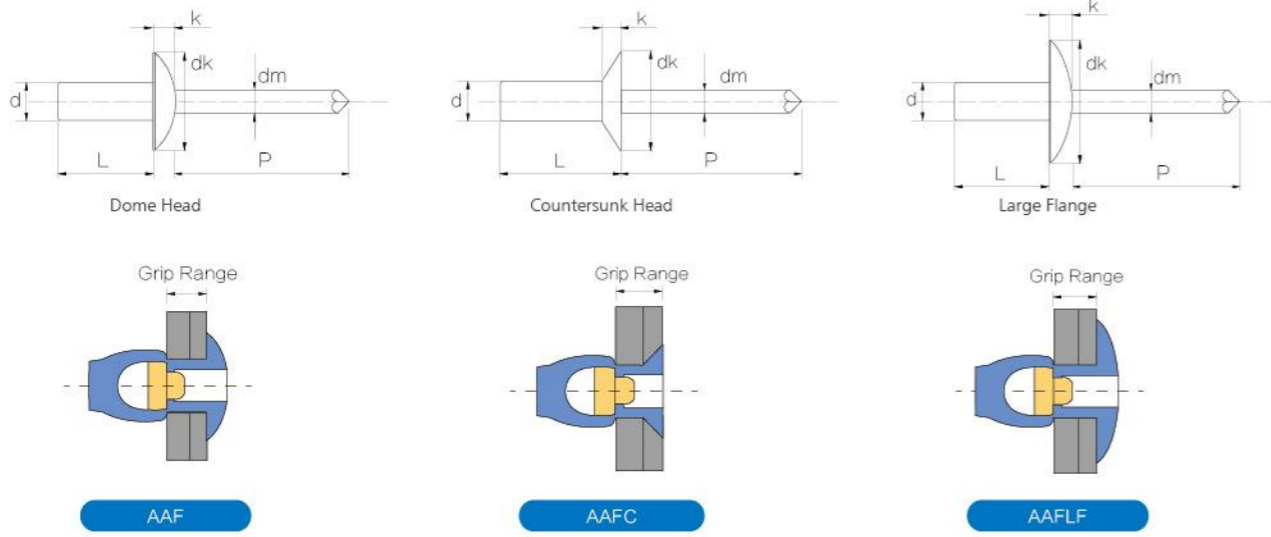
Diameter [d]	Part No.	Size	Body Length [L] (nom.)	Grip Range	Drill	Dome Head (Max)		Csk Head (Max)		Large Head (Max)		Mandrel Dia [dm] (max.)	Mandrel Reveal [P] (min.)	Typical Ultimate Strength	
						dk	k	dk	k	dk	k			Tensile	Shear
3.2 (1/8")	ASF32065 ASFC32065 ASFLF3206510	3.2x6.5	6.3-7.3	0.5-2.0	3.3-3.4	6.4	1.3	6.2	1.3	9.8	2.0	1.85	26.0	1350N	1100N
	ASF32080 ASFC32080 ASFLF3208010	3.2x8.0	7.8-8.8	2.0-3.5											
	ASF32095 ASFC32095 ASFLF3209510	3.2x9.5	9.3-10.3	3.5-5.0											
	ASF32110 ASFC32110 ASFLF3211010	3.2x11.0	10.8-11.8	5.0-6.5											
	ASF32125 ASFC32125 ASFLF3212510	3.2x12.5	12.3-13.3	6.5-8.0											

Units: mm

Diameter [d]	Part No.	Size	Body Length [L] (nom.)	Grip Range	Drill	Dome Head (Max)		Csk Head (Max)		Large Head (Max)		Mandrel Dia [dm] (max.)	Mandrel Reveal [P] (min.)	Typical Ultimate Strength	
						dk	k	dk	k	dk	k			Tensile	Shear
4.0 (5/32")	ASF40080 ASFC40080 ASFLF4008012	4.0x8.0	7.8-8.8	1.5-3.5	4.1-4.2	8.3	1.6	8.3	1.6	12.5	2.2	2.25	27.0	2200N	1600N
	ASF40095 ASFC40095 ASFLF4009512	4.0x9.5	9.3-10.3	3.5-5.0											
	ASF40110 ASFC40110 ASFLF4011012	4.0x11.0	10.8-11.8	5.0-6.5											
	ASF40125 ASFC40125 ASFLF4012512	4.0x12.5	12.3-13.3	6.5-8.0											
	ASF40150 ASFC40150 ASFLF4015012	4.0x15.0	14.8-15.8	8.0-10.5											
4.8 (3/16")	ASF48080 ASFC48080 ASFLF4808016	4.8x8.0	7.8-8.8	2.0-3.5	4.9-5.0	9.9	2.0	9.8	2.0	16.5	2.5	2.75	28.0	3100N	2200N
	ASF48095 ASFC48095 ASFLF4809516	4.8x9.5	9.3-10.3	3.5-5.0											
	ASF48110 ASFC48110 ASFLF4811016	4.8x11.0	10.8-11.8	5.0-6.5											
	ASF48130 ASFC48130 ASFLF4813016	4.8x13.0	12.8-13.8	6.5-8.0											
	ASF48145 ASFC48145 ASFLF4814516	4.8x14.5	14.3-15.3	8.0-9.5											
	ASF48160 ASFC48160 ASFLF4816016	4.8x16.0	15.8-16.8	9.5-11.0											
	ASF48180 ASFC48180 ASFLF4818016	4.8x18.0	17.8-18.8	11.0-13.0											
6.4 (1/4")	ASF64125	6.4x12.5	12.3-13.3	1.5-6.5	6.5-6.6	13.0	2.5	/	/	/	/	3.75	30.0	4900N	3600N
	ASF64140	6.4x14.0	13.8-14.8	3.0-8.0											
	ASF64160	6.4x16.0	15.8-16.8	5.0-10.0											
	ASF64195	6.4x19.5	19.3-20.3	8.5-13.5											
	ASF64240	6.4x24.0	23.8-24.8	13.0-17.5											

Sealed Type Blind Rivet (All aluminum)

Mandrel	Material	Aluminum
	Surface	Natural polish
Body	Material	Aluminum
	Surface	Natural polish



Units: mm

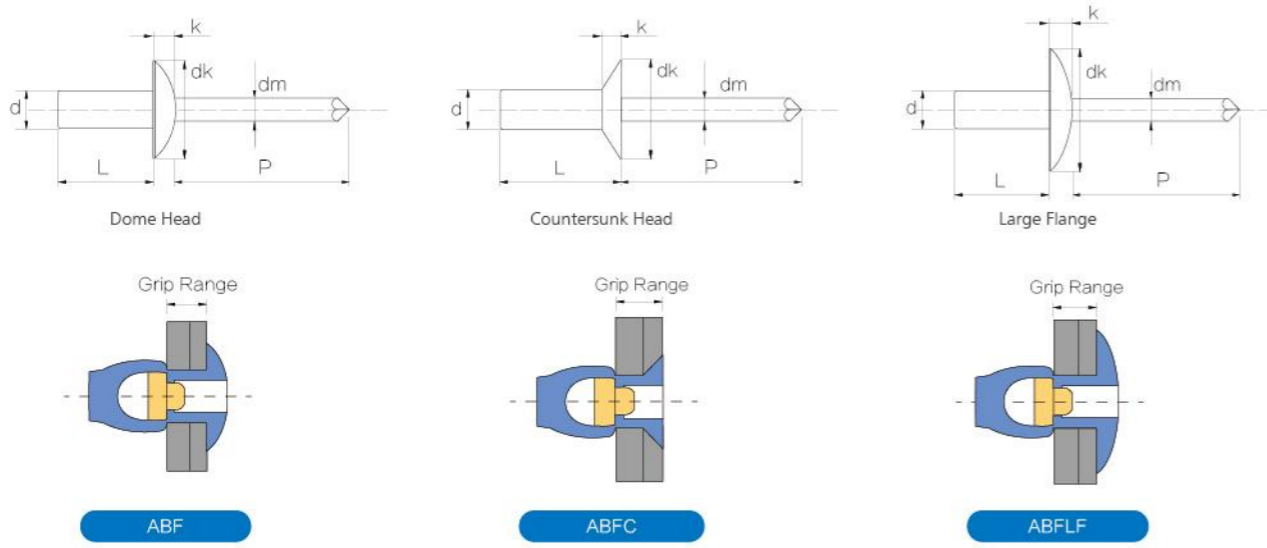
Diameter [d]	Part No.	Size	Body Length [L] (nom.)	Grip Range	Drill	Dome Head (Max)		Csk Head (Max)		Large Head (Max)		Mandrel Dia [dm] (max.)	Mandrel Reveal [P] (min.)	Typical Ultimate Strength	
						dk	k	dk	k	dk	k			Tensile	Shear
3.2 (1/8")	AAF32065 AAFC32065 AAFLF3206510	3.2x6.5	6.3-7.30	0.5-2.0	3.3-3.4	6.4	1.3	6.2	1.3	9.8	2.0	1.85	26.0	540N	460N
	AAF32080 AAFC32080 AAFLF3208010	3.2x8.0	7.8-8.8	2.0-3.5											
	AAF32095 AAFC32095 AAFLF3209510	3.2x9.5	9.3-10.3	3.5-5.0											
	AAF32110 AAFC32110 AAFLF3211010	3.2x11.0	10.8-11.8	5.0-6.5											
	AAF32125 AAFC32125 AAFLF3212510	3.2x12.5	12.3-13.3	6.5-8.0											

Units: mm

Diameter [d]	Part No.	Size	Body Length [L] (nom.)	Grip Range	Drill	Dome Head (Max)		Csk Head (Max)		Large Head (Max)		Mandrel Dia [dm] (max.)	Mandrel Reveal [P] (min.)	Typical Ultimate Strength												
						dk	k	dk	k	dk	k			Tensile	Shear											
4.0 (5/32")	AAF40080 AAFC40080 AAFLF4008012	4.0x8.0	7.8-8.8	1.5-3.5	4.1-4.2	8.3	1.6	8.3	1.6	12.5	2.2	2.25	27.0	760N	720N											
	AAF40095 AAFC40095 AAFLF4009512	4.0x9.5	9.3-10.3	3.5-5.0																						
	AAF40110 AAFC40110 AAFLF4011012	4.0x11.0	10.8-11.8	5.0-6.5																						
	AAF40125 AAFC40125 AAFLF4012512	4.0x12.5	12.3-13.3	6.5-8.0																						
	AAF40150 AAFC40150 AAFLF4015012	4.0x15.0	14.8-15.8	8.0-10.5																						
	AAF48080 AAFC48080 AAFLF4808016	4.8x8.0	7.8-8.8	2.0-3.5												4.9-5.0	9.9	2.0	9.8	2.0	16.5	2.5	2.75	28.0	1400N	1100N
AAF48095 AAFC48095 AAFLF4809516	4.8x9.5	9.3-10.3	3.5-5.0																							
AAF48110 AAFC48110 AAFLF4811016	4.8x11.0	10.8-11.8	5.0-6.5																							
AAF48130 AAFC48130 AAFLF4813016	4.8x13.0	12.8-13.8	6.5-8.0																							
AAF48145 AAFC48145 AAFLF4814516	4.8x14.5	14.3-15.3	8.0-9.5																							
AAF48160 AAFC48160 AAFLF4816016	4.8x16.0	15.8-16.8	9.5-11.0																							
AAF48180 AAFC48180 AAFLF4818016	4.8x18.0	17.8-18.8	11.0-13.0																							
AAF48210 AAFC48210 AAFLF4821016	4.8x21.0	20.8-21.8	12.0-16.0																							
AAF48250 AAFC48250 AAFLF4825016	4.8x25.0	24.8-25.8	14.0-19.0																							
6.4 (1/4")	AAF64125	6.4x12.5	12.3-13.3	1.5-6.5	6.5-6.6	13.0	2.5	/	/	/	/	3.75	30.0	2200N	2000N											
	AAF64140	6.4x14.0	13.8-14.8	3.0-8.0																						
	AAF64160	6.4x16.0	15.8-16.8	5.0-10.0																						
	AAF64195	6.4x19.5	19.3-20.3	8.5-13.5																						
	AAF64240	6.4x24.0	23.8-24.8	13.0-17.5																						

Sealed Type Blind Rivet (Aluminum&Stainless steel)

Mandrel	Material	Stainless steel
	Surface	Natural polish
Body	Material	Aluminum
	Surface	Natural polish



Units: mm

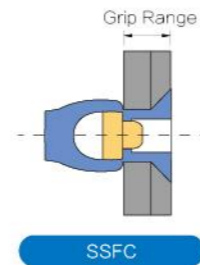
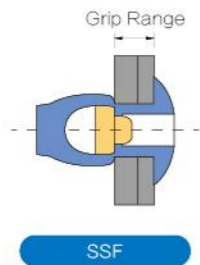
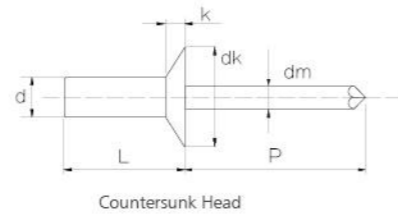
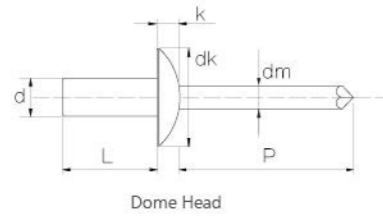
Diameter [d]	Part No.	Size	Body Length [L] (nom.)	Grip Range	Drill	Dome Head (Max)		Csk Head (Max)		Large Head (Max)		Mandrel Dia [dm] (max.)	Mandrel Reveal [P] (min.)	Typical Ultimate Strength	
						dk	k	dk	k	dk	k			Tensile	Shear
3.2 (1/8")	ABF32065 ABFC32065 ABFLF3206510	3.2×6.5	6.3-7.30	0.5-2.0	3.3-3.4	6.4	1.3	6.2	1.3	9.8	2.0	1.85	26.0	1450N	1100N
	ABF32080 ABFC32080 ABFLF3208010	3.2×8.0	7.8-8.8	2.0-3.5											
	ABF32095 ABFC32095 ABFLF3209510	3.2×9.5	9.3-10.3	3.5-5.0											
	ABF32110 ABFC32110 ABFLF3211010	3.2×11.0	10.8-11.8	5.0-6.5											
	ABF32125 ABFC32125 ABFLF3212510	3.2×12.5	12.3-13.3	6.5-8.0											

Units: mm

Diameter [d]	Part No.	Size	Body Length [L] (nom.)	Grip Range	Drill	Dome Head (Max)		Csk Head (Max)		Large Head (Max)		Mandrel Dia [dm] (max.)	Mandrel Reveal [P] (min.)	Typical Ultimate Strength	
						dk	k	dk	k	dk	k			Tensile	Shear
4.0 (5/32")	ABF40080 ABFC40080 ABFLF4008012	4.0×8.0	7.8-8.8	1.5-3.5	4.1-4.2	8.3	1.6	8.3	1.6	12.5	2.2	2.25	27.0	2200N	1600N
	ABF40095 ABFC40095 ABFLF4009512	4.0×9.5	9.3-10.3	3.5-5.0											
	ABF40110 ABFC40110 ABFLF4011012	4.0×11.0	10.8-11.8	5.0-6.5											
	ABF40125 ABFC40125 ABFLF4012512	4.0×12.5	12.3-13.3	6.5-8.0											
	ABF40150 ABFC40150 ABFLF4015012	4.0×15.0	14.8-15.8	8.0-10.5											
4.8 (3/16")	ABF48080 ABFC48080 ABFLF4808016	4.8×8.0	7.8-8.8	2.0-3.5	4.9-5.0	9.9	2.0	9.8	2.0	16.5	2.5	2.75	28.0	3100N	2200N
	ABF48095 ABFC48095 ABFLF4809516	4.8×9.5	9.3-10.3	3.5-5.0											
	ABF48110 ABFC48110 ABFLF4811016	4.8×11.0	10.8-11.8	5.0-6.5											
	ABF48130 ABFC48130 ABFLF4813016	4.8×13.0	12.8-13.8	6.5-8.0											
	ABF48145 ABFC48145 ABFLF4814516	4.8×14.5	14.3-15.3	8.0-9.5											
	ABF48160 ABFC48160 ABFLF4816016	4.8×16.0	15.8-16.8	9.5-11.0											
	ABF48180 ABFC48180 ABFLF4818016	4.8×18.0	17.8-18.8	11.0-13.0											
6.4 (1/4")	ABF64125	6.4×12.5	12.3-13.3	1.5-6.5	6.5-6.6	13.0	2.5	/	/	/	/	3.75	30.0	4900N	3600N
	ABF64140	6.4×14.0	13.8-14.8	3.0-8.0											
	ABF64160	6.4×16.0	15.8-16.8	5.0-10.0											
	ABF64195	6.4×19.5	19.3-20.3	8.5-13.5											
	ABF64240	6.4×24.0	23.8-24.8	13.0-17.5											

Sealed Type Blind Rivet (All steel)

Mandrel	Material	Carbon steel
	Surface	Zinc plated
Body	Material	Carbon steel
	Surface	Zinc plated



Units: mm

Diameter [d]	Part No.	Size	Body Length [L] (nom.)	Grip Range	Drill	Dome Head (Max)		Csk Head (Max)		Mandrel Dia [dm] (max.)	Mandrel Reveal [P] (min.)	Typical Ultimate Strength	
						dk	k	dk	k			Tensile	Shear
3.2 (1/8")	SSF32070 SSFC32070	3.2×7.0	7.0-8.0	0.5-2.0	3.3-3.4	6.4	1.3	6.4	1.3	2.0	25.0	1300N	1150N
	SSF32080 SSFC32080	3.2×8.0	8.0-9.0	1.5-3.0									
	SSF32090 SSFC32090	3.2×9.0	9.0-10.0	2.5-4.0									
	SSF32100 SSFC32100	3.2×10.0	10.0-11.0	3.0-5.0									
	SSF32110 SSFC32110	3.2×11.0	11.0-12.0	4.0-5.5									
	SSF32120 SSFC32120	3.2×12.0	12.0-13.0	5.0-6.5									

Units: mm

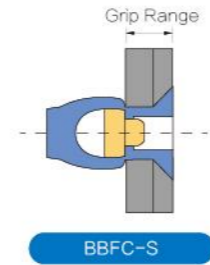
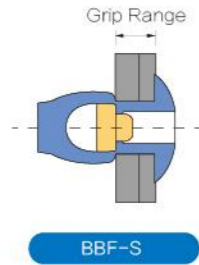
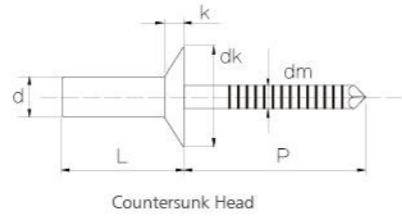
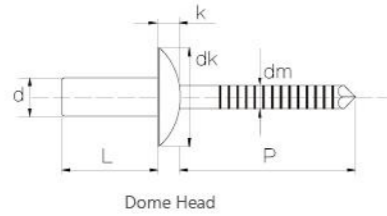
Diameter [d]	Part No.	Size	Body Length [L] (nom.)	Grip Range	Drill	Dome Head (Max)		Csk Head (Max)		Mandrel Dia [dm] (max.)	Mandrel Reveal [P] (min.)	Typical Ultimate Strength	
						dk	k	dk	k			Tensile	Shear
4.0 (5/32")	SSF40080 SSFC40080	4.0×8.0	8.0-9.0	1.0-3.0	4.1-4.2	8.4	1.5	8.4	1.5	2.35	25.0	1700N	1530N
	SSF40090 SSFC40090	4.0×9.0	9.0-10.0	2.5-4.0									
	SSF40100 SSFC40100	4.0×10.0	10.0-11.0	3.5-5.0									
	SSF40110 SSFC40110	4.0×11.0	11.0-12.0	4.0-5.5									
	SSF40120 SSFC40120	4.0×12.0	12.0-13.0	5.0-6.5									
	SSF40130 SSFC40130	4.0×13.0	13.0-14.0	6.0-7.5									
	SSF40140 SSFC40140	4.0×14.0	14.0-15.0	7.0-8.5									
SSF40150 SSFC40150	4.0×15.0	15.0-16.0	9.0-10.5										
4.8 (3/16")	SSF48080 SSFC48080	4.8×8.0	8.0-9.0	0.5-3.0	4.9-5.0	10.0	2.0	10.0	2.0	2.95	27.0	2800N	2400N
	SSF48090 SSFC48090	4.8×9.0	9.0-10.0	2.0-4.0									
	SSF48100 SSFC48100	4.8×10.0	10.0-11.0	3.0-5.0									
	SSF48110 SSFC48110	4.8×11.0	11.0-12.0	4.0-5.5									
	SSF48120 SSFC48120	4.8×12.0	12.0-13.0	5.0-6.5									
	SSF48130 SSFC48130	4.8×13.0	13.0-14.0	6.0-7.5									
	SSF48140 SSFC48140	4.8×14.0	14.0-15.0	7.0-8.5									
	SSF48150 SSFC48150	4.8×15.0	15.0-16.0	8.0-9.5									
	SSF48160 SSFC48160	4.8×16.0	16.0-17.0	9.5-11.0									
	SSF48180 SSFC48180	4.8×18.0	18.0-19.0	11.0-13.0									
	SSF48190 SSFC48190	4.8×19.0	19.0-20.0	11.5-14.0									
	SSF48210 SSFC48210	4.8×21.0	21.0-22.0	13.0-16.0									
	SSF48220 SSFC48220	4.8×22.0	22.0-23.0	14.0-17.0									
	SSF48230 SSFC48230	4.8×23.0	23.0-24.0	15.0-18.0									
	SSF48250 SSFC48250	4.8×25.0	25.0-26.0	17.0-20.0									



Scan to View Test Video
(All Stainless Steel Sealed Type 4.8x12)
In Youtube

Sealed Type Blind Rivet (Stainless Steel 304/420)

Mandrel	Material	420 Stainless steel
	Surface	Natural polish
Body	Material	304 Stainless steel
	Surface	Natural polish



Units: mm

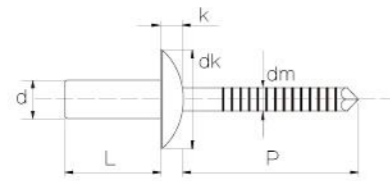
Diameter [d]	Part No.	Size	Body Length [L] (nom.)	Grip Range	Drill	Dome Head (Max)		Csk Head (Max)		Mandrel Dia [dm] (max.)	Mandrel Reveal [P] (min.)	Typical Ultimate Strength	
						dk	k	dk	k			Tensile	Shear
3.2 (1/8")	BBF-S32060 BBFC-S32060	3.2×6.0	6.0-7.0	0.5-1.5	3.3-3.4	6.7	1.3	6.7	1.3	2.05	27.0	2200N	2000N
	BBF-S32080 BBFC-S32080	3.2×8.0	8.0-9.0	1.5-3.0									
	BBF-S32095 BBFC-S32095	3.2×9.5	9.5-10.5	3.0-4.5									
	BBF-S32120 BBFC-S32120	3.2×12.0	12.0-13.0	5.0-6.5									
	BBF-S32140 BBFC-S32140	3.2×14.0	14.0-15.0	6.5-8.0									

Units: mm

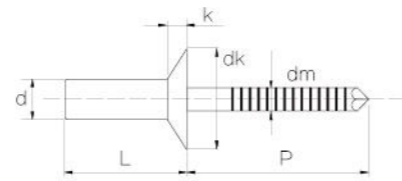
Diameter [d]	Part No.	Size	Body Length [L] (nom.)	Grip Range	Drill	Dome Head (Max)		Csk Head (Max)		Mandrel Dia [dm] (max.)	Mandrel Reveal [P] (min.)	Typical Ultimate Strength	
						dk	k	dk	k			Tensile	Shear
4.0 (5/32")	BBF-S40060 BBFC-S40060	4.0×6.0	6.0-7.0	0.5-1.5	4.1-4.2	8.4	1.7	8.4	1.7	2.5	27.0	3500N	3000N
	BBF-S40080 BBFC-S40080	4.0×8.0	8.0-9.0	1.5-3.0									
	BBF-S40100 BBFC-S40100	4.0×10.0	10.0-11.0	3.0-5.0									
	BBF-S40120 BBFC-S40120	4.0×12.0	12.0-13.0	5.0-6.5									
	BBF-S40140 BBFC-S40140	4.0×14.0	14.0-15.0	6.5-8.0									
	BBF-S40160 BBFC-S40160	4.0×16.0	16.0-17.0	8.0-10.0									
4.8 (3/16")	BBF-S48080 BBFC-S48080	4.8×8.0	8.0-9.0	0.5-3.0	4.9-5.0	10.1	2.0	10.1	2.0	3.05	27.0	4400N	4000N
	BBF-S48095 BBFC-S48095	4.8×9.5	9.5-10.5	3.0-5.0									
	BBF-S48120 BBFC-S48120	4.8×12.0	12.0-13.0	5.0-6.5									
	BBF-S48140 BBFC-S48140	4.8×14.0	14.0-15.0	5.0-7.5									
	BBF-S48160 BBFC-S48160	4.8×16.0	16.0-17.0	6.5-9.0									
	BBF-S48180 BBFC-S48180	4.8×18.0	18.0-19.0	8.0-10.5									
6.4 (1/4")	BBF-S64120	6.4×12.0	12.0-13.0	1.5-6.5	6.5-6.6	13.4	2.7	/	/	3.95	31.0	8000N	6000N
	BBF-S64160	6.4×16.0	16.0-17.0	6.5-8.0									
	BBF-S64180	6.4×18.0	18.0-19.0	8.0-10.0									
	BBF-S64200	6.4×20.0	20.0-21.0	8.0-12.0									
	BBF-S64250	6.4×25.0	25.0-26.0	12.0-17.0									

Sealed Type Blind Rivet (Stainless Steel 304/304)

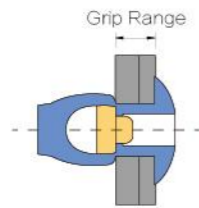
Mandrel	Material	304 Stainless steel
	Surface	Natural polish
Body	Material	304 Stainless steel
	Surface	Natural polish



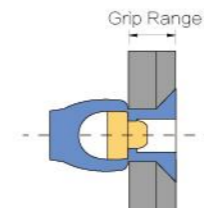
Dome Head



Countersunk Head



A2BBF-S



A2BBFC-S

Units: mm

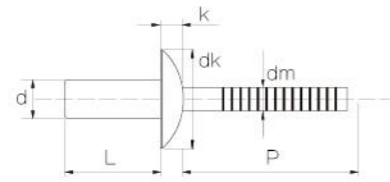
Diameter [d]	Part No.	Size	Body Length [L] (nom.)	Grip Range	Drill	Dome Head (Max)		Csk Head (Max)		Mandrel Dia [dm] (max.)	Mandrel Reveal [P] (min.)	Typical Ultimate Strength	
						dk	k	dk	k			Tensile	Shear
3.2 (1/8")	A2BBF-S32070	3.2×7.0	7.0-8.0	1.0-2.0	3.3-3.4	6.4	1.3	/	/	2.15	25.0	2200N	2000N
	A2BBF-S32080	3.2×8.0	8.0-9.0	1.5-2.5									
	A2BBF-S32090	3.2×9.0	9.0-10.0	3.0-4.0									
	A2BBF-S32100	3.2×10.0	10.0-11.0	3.0-5.0									
	A2BBF-S32110	3.2×11.0	11.0-12.0	4.0-5.5									
	A2BBF-S32120	3.2×12.0	12.0-13.0	5.0-6.5									
	A2BBF-S32130	3.2×13.0	13.0-14.0	6.0-7.5									
	A2BBF-S32140	3.2×14.0	14.0-15.0	6.5-8.0									
	A2BBF-S32150	3.2×15.0	15.0-16.0	7.5-9.0									
	A2BBF-S32160	3.2×16.0	16.0-17.0	8.5-10.0									

Units: mm

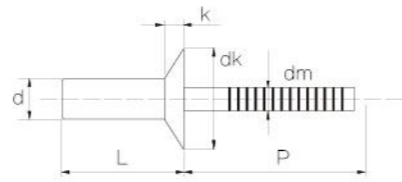
Diameter [d]	Part No.	Size	Body Length [L] (nom.)	Grip Range	Drill	Dome Head (Max)		Csk Head (Max)		Mandrel Dia [dm] (max.)	Mandrel Reveal [P] (min.)	Typical Ultimate Strength	
						dk	k	dk	k			Tensile	Shear
4.0 (5/32")	A2BBF-S40080	4.0×8.0	8.0-9.0	1.5-3.0	4.1-4.2	8.4	1.7	/	/	2.75	25.0	3500N	3000N
	A2BBF-S40090	4.0×9.0	9.0-10.0	2.0-3.5									
	A2BBF-S40100	4.0×10.0	10.0-11.0	3.0-4.5									
	A2BBF-S40110	4.0×11.0	11.0-12.0	4.0-5.5									
	A2BBF-S40120	4.0×12.0	12.0-13.0	5.0-6.5									
	A2BBF-S40130	4.0×13.0	13.0-14.0	6.0-7.5									
	A2BBF-S40140	4.0×14.0	14.0-15.0	7.0-8.5									
	A2BBF-S40160	4.0×16.0	16.0-17.0	9.0-10.5									
4.8 (3/16")	A2BBF-S48080	4.8×8.0	8.0-9.0	0.5-3.0	4.9-5.0	10.0	2.0	/	/	3.2	27.0	4400N	4000N
	A2BBF-S48090	4.8×9.0	9.0-10.0	2.0-3.5									
	A2BBF-S48100	4.8×10.0	10.0-11.0	3.0-4.5									
	A2BBF-S48110	4.8×11.0	11.0-12.0	4.0-5.5									
	A2BBF-S48120	4.8×12.0	12.0-13.0	5.0-6.5									
	A2BBF-S48130	4.8×13.0	13.0-14.0	5.5-7.0									
	A2BBF-S48140	4.8×14.0	14.0-15.0	6.0-7.5									
	A2BBF-S48150	4.8×15.0	15.0-16.0	6.5-8.0									
	A2BBF-S48160	4.8×16.0	16.0-17.0	6.5-9.0									
	A2BBF-S48180	4.8×18.0	18.0-19.0	8.5-11.0									
6.4 (1/4")	A2BBF-S64130	6.4×13.0	13.0-14.0	2.5-7.5	6.5-6.6	13.0	2.7	/	/	3.9	28.0	8000N	6000N
	A2BBF-S64150	6.4×15.0	15.0-16.0	4.5-9.0									
	A2BBF-S64180	6.4×18.0	18.0-19.0	8.5-10.0									
	A2BBF-S64210	6.4×21.0	21.0-22.0	9.0-13.0									
	A2BBF-S64250	6.4×25.0	25.0-26.0	13.0-16.0									

Sealed Type Blind Rivet (Stainless Steel 316/316)

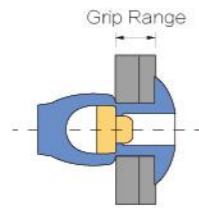
Mandrel	Material	316 Stainless steel
	Surface	Natural polish
Body	Material	316 Stainless steel
	Surface	Natural polish



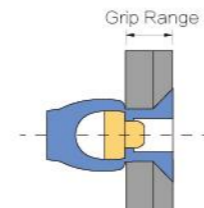
Dome Head



Countersunk Head



A4BBF-S



A4BBFC-S

Units: mm

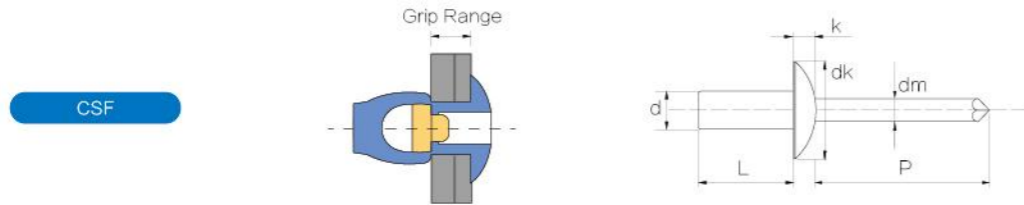
Diameter [d]	Part No.	Size	Body Length [L] (nom.)	Grip Range	Drill	Dome Head (Max)		Csk Head (Max)		Mandrel Dia [dm] (max.)	Mandrel Reveal [P] (min.)	Typical Ultimate Strength	
						dk	k	dk	k			Tensile	Shear
3.2 (1/8")	A4BBF-S32070	3.2×7.0	7.0-8.0	1.0-2.0	3.3-3.4	6.4	1.3	/	/	2.15	25.0	2200N	2000N
	A4BBF-S32080	3.2×8.0	8.0-9.0	1.5-2.5									
	A4BBF-S32090	3.2×9.0	9.0-10.0	3.0-4.0									
	A4BBF-S32100	3.2×10.0	10.0-11.0	3.0-5.0									
	A4BBF-S32110	3.2×11.0	11.0-12.0	4.0-5.5									
	A4BBF-S32120	3.2×12.0	12.0-13.0	5.0-6.5									
	A4BBF-S32130	3.2×13.0	13.0-14.0	6.0-7.5									
	A4BBF-S32140	3.2×14.0	14.0-15.0	6.5-8.0									
A4BBF-S32150	3.2×15.0	15.0-16.0	7.5-9.0										
A4BBF-S32160	3.2×16.0	16.0-17.0	8.5-10.0										

Units: mm

Diameter [d]	Part No.	Size	Body Length [L] (nom.)	Grip Range	Drill	Dome Head (Max)		Csk Head (Max)		Mandrel Dia [dm] (max.)	Mandrel Reveal [P] (min.)	Typical Ultimate Strength	
						dk	k	dk	k			Tensile	Shear
4.0 (5/32")	A4BBF-S40080	4.0×8.0	8.0-9.0	1.5-3.0	4.1-4.2	8.4	1.7	/	/	2.75	25.0	3500N	3000N
	A4BBF-S40090	4.0×9.0	9.0-10.0	2.0-3.5									
	A4BBF-S40100	4.0×10.0	10.0-11.0	3.0-4.5									
	A4BBF-S40110	4.0×11.0	11.0-12.0	4.0-5.5									
	A4BBF-S40120	4.0×12.0	12.0-13.0	5.0-6.5									
	A4BBF-S40130	4.0×13.0	13.0-14.0	6.0-7.5									
	A4BBF-S40140	4.0×14.0	14.0-15.0	7.0-8.5									
	A4BBF-S40160	4.0×16.0	16.0-17.0	9.0-10.5									
4.8 (3/16")	A4BBF-S48080	4.8×8.0	8.0-9.0	0.5-3.0	4.9-5.0	10.0	2.0	/	/	3.2	27.0	4400N	4000N
	A4BBF-S48090	4.8×9.0	9.0-10.0	2.0-3.5									
	A4BBF-S48100	4.8×10.0	10.0-11.0	3.0-4.5									
	A4BBF-S48110	4.8×11.0	11.0-12.0	4.0-5.5									
	A4BBF-S48120	4.8×12.0	12.0-13.0	5.0-6.5									
	A4BBF-S48130	4.8×13.0	13.0-14.0	5.5-7.0									
	A4BBF-S48140	4.8×14.0	14.0-15.0	6.0-7.5									
	A4BBF-S48150	4.8×15.0	15.0-16.0	6.5-8.0									
	A4BBF-S48160	4.8×16.0	16.0-17.0	6.5-9.0									
	A4BBF-S48180	4.8×18.0	18.0-19.0	8.5-11.0									
A4BBF-S48190	4.8×19.0	19.0-20.0	9.0-11.5										
A4BBF-S48200	4.8×20.0	20.0-21.0	9.0-12.0										
6.4 (1/4")	A4BBF-S64130	6.4×13.0	13.0-14.0	2.5-7.5	6.5-6.6	13.0	2.7	/	/	3.9	28.0	8000N	6000N
	A4BBF-S64150	6.4×15.0	15.0-16.0	4.5-9.0									
	A4BBF-S64180	6.4×18.0	18.0-19.0	8.5-10.0									
	A4BBF-S64210	6.4×21.0	21.0-22.0	9.0-13.0									
	A4BBF-S64250	6.4×25.0	25.0-26.0	13.0-16.0									

Sealed Type Blind Rivet (Copper&Steel)

Mandrel	Material	Carbon steel
	Surface	Black
Body	Material	Copper
	Surface	Natural polish



Units: mm

Diameter [d]	Part No.	Size	Body Length [L] (nom.)	Grip Range	Drill	dk	k	Mandrel Dia [dm] (max.)	Mandrel Reveal [P] (min.)	Typical Ultimate Strength	
										Tensile	Shear
3.2 (1/8")	CSF32070	3.2×7.0	7.0-8.0	0.5-2.0							
	CSF32080	3.2×8.0	8.0-9.0	2.0-3.5							
	CSF32100	3.2×10.0	10.0-11.0	4.0-5.5	3.3-3.4	6.4	1.3	1.85	25.0	1000N	800N
	CSF32120	3.2×12.0	12.0-13.0	6.0-7.5							
	CSF32140	3.2×14.0	14.0-15.0	8.0-9.5							

Units: mm

Diameter [d]	Part No.	Size	Body Length [L] (nom.)	Grip Range	Drill	dk	k	Mandrel Dia [dm] (max.)	Mandrel Reveal [P] (min.)	Typical Ultimate Strength	
										Tensile	Shear
4.0 (5/32")	CSF40080	4.0×8.0	8.0-9.0	1.0-3.0							
	CSF40100	4.0×10.0	10.0-11.0	4.0-5.5							
	CSF40120	4.0×12.0	12.0-13.0	6.0-7.5	4.1-4.2	8.4	1.7	2.35	25.0	1800N	1500N
	CSF40140	4.0×14.0	14.0-15.0	7.5-9.0							
	CSF40160	4.0×16.0	16.0-17.0	9.5-11.0							
4.8 (3/16")	CSF48080	4.8×8.0	8.0-9.0	0.5-3.0							
	CSF48100	4.8×10.0	10.0-11.0	4.0-5.5							
	CSF48120	4.8×12.0	12.0-13.0	6.0-7.5	4.9-5.0	9.9	2.0	2.75	28.0	3100N	2200N
	CSF48140	4.8×14.0	14.0-15.0	7.5-9.5							
	CSF48160	4.8×16.0	16.0-17.0	9.0-11.0							



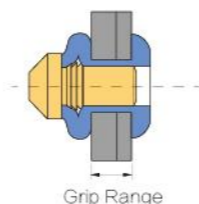
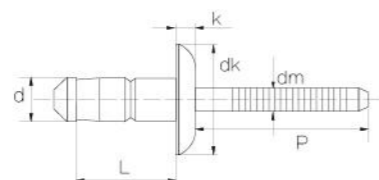
Scan to View Test Video
(All Carbon Steel Uni-grip 06-11)
In Youtube

Uni-grip Blind Rivet (All steel)

Mandrel	Material	Carbon steel
	Surface	Zinc plated
Body	Material	Carbon steel
	Surface	Zinc plated



SSPMG



Units: mm

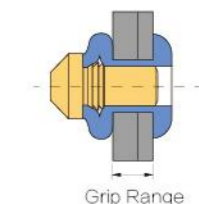
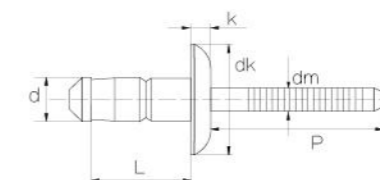
Diameter [d]	Part No.	Art. Code	L [+1/-0]	Grip Range	dk	k (Max)	Drill	P (Min)	dm (Max)	Shear [N] (Min)	Tensile [N] (Min)
3.2 (1/8")	SSPMG32065	SSPMG-0408	6.5	1.0-3.0	5.5-6.8	1.4	3.3-3.4	27.0	2.10	1200	1300
	SSPMG32080	/	8.0	2.0-4.0						1700	
	SSPMG32092	SSPMG0411	9.2	3.0-5.0							
	SSPMG32115	SSPMG0414	11.5	5.0-7.0							
4.0 (5/32")	SSPMG40075	SSPMG-0509	7.5	1.0-3.0	7.3-8.3	1.6	4.1-4.2	27.0	2.7	2000	2800
	SSPMG40085	/	8.5	2.0-4.5						3500	
	SSPMG40095	SSPMG-0512	9.5	3.0-5.0							
	SSPMG40125	SSPMG-0516	12.5	5.0-7.0							
4.8 (3/16")	SSPMG48100	SSPMG-0611	10.0	1.5-3.5	9.0-10.0	1.7	4.9-5.0	27.0	3.2	3600	3800
	SSPMG48120	SSPMG-0614	12.0	3.5-6.0						4200	
	SSPMG48143	SSPMG-0618	14.3	6.0-8.5							
	SSPMG48160	/	16.0	7.0-10.0							
	SSPMG48180	/	18.0	9.5-12.0							
6.0 (15/64")	SSPMG60100	SSPMG-6010	10.0	1.5-4.0	11.0-12.3	2.15	6.1-6.2	31.0	4.1	4200	5400
	SSPMG60130	SSPMG-6013	13.0	3.0-6.0						5900	
	SSPMG60160	SSPMG-6016	16.0	6.0-9.0							
	SSPMG60190	SSPMG-6019	19.0	9.0-12.0							
6.4 (1/4")	SSPMG64125	SSPMG-0816	12.5	1.5-5.0	12.0-13.4	3.3	6.5-6.7	31.0	4.5	6200	6800
	SSPMG64165	SSPMG-0820	16.5	5.0-8.5						9500	

Uni-grip Blind Rivet (All stainless steel)

Mandrel	Material	304 Series stainless steel
	Surface	Natural polish
Body	Material	304 Series stainless steel
	Surface	Natural polish



BBPMG

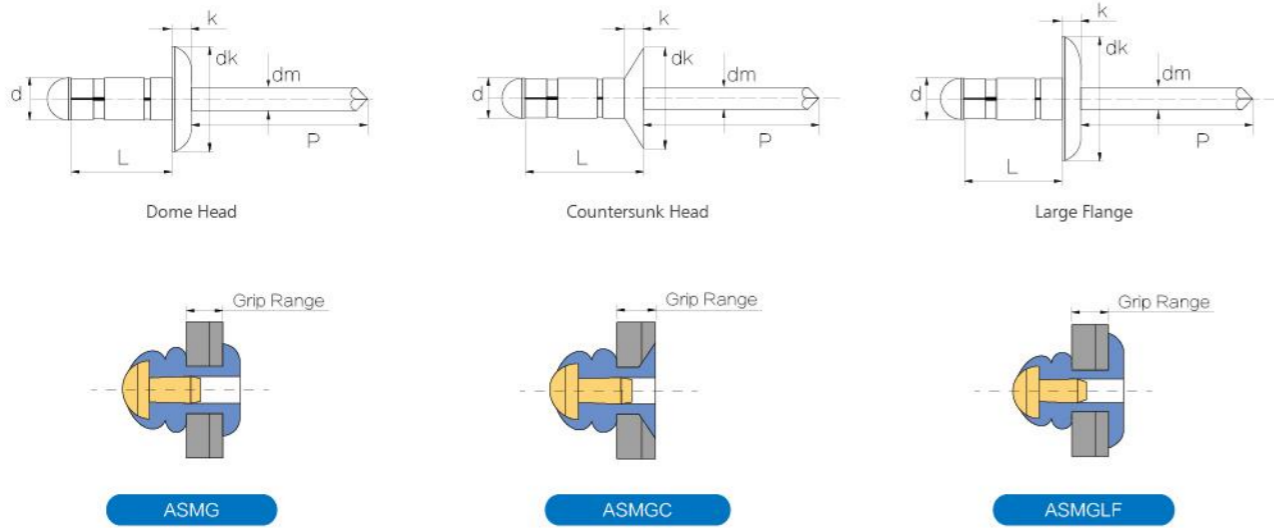


Units: mm

Diameter [d]	Part No.	Art. Code	L [+1/-0]	Grip Range	dk	k (Max)	Drill	P (Min)	dm (Max)	Shear [N] (Min)	Tensile [N] (Min)
3.2 (1/8")	BBPMG32065	BBPMG-0408	6.5	1.0-3.0	5.5-6.6	1.2	3.3-3.4	27.0	2.15	1600	1600
	BBPMG32080	/	8.0	2.0-4.0						2000	
	BBPMG32092	BBPMG-0411	9.2	3.0-5.0							
	BBPMG32115	BBPMG-0414	11.5	5.0-7.0							
4.0 (5/32")	BBPMG40075	BBPMG-0509	7.5	1.0-3.0	7.3-8.3	1.6	4.1-4.2	27.0	2.65	2800	4000
	BBPMG40095	BBPMG-0512	9.5	3.0-5.0						5200	
	BBPMG40125	BBPMG-0516	12.5	5.0-7.0							
	BBPMG40140	/	14.0	5.0-8.0							
	BBPMG40160	/	16.0	9.0-11.0							
4.8 (3/16")	BBPMG48100	BBPMG-0611	10.0	1.5-3.5	9.0-10.0	1.7	4.9-5.0	27.0	3.25	4200	5000
	BBPMG48120	BBPMG-0614	12.0	3.5-6.0						5500	
	BBPMG48143	BBPMG-0618	14.3	6.0-8.5							
	BBPMG48160	BBPMG-0619	16.0	7.0-10.0							
	BBPMG48185	/	18.5	10.5-13.0							
	BBPMG48200	/	20.0	11.5-14.0							
	BBPMG48250	/	25.0	16.5-20.0							
6.0 (15/64")	BBPMG60100	BBPMG-6010	10.0	1.5-4.0	11.0-12.6	2.2	6.1-6.2	31.0	4.2	7800	6200
	BBPMG60130	BBPMG-6013	13.0	3.0-6.0						9500	
	BBPMG60160	BBPMG-6016	16.0	6.0-9.0							
	BBPMG60190	BBPMG-6019	19.0	9.0-12.0							
6.4 (1/4")	BBPMG64130	BBPMG-0815	13.0	1.5-5.0	12.0-13.4	3.3	6.5-6.7	31.0	4.5	10500	8000
	BBPMG64165	BBPMG-0819	16.5	5.0-8.5						13700	

Multi-grip Blind Rivet (Aluminum&Steel)

Mandrel	Material	Carbon steel
	Surface	Zinc plated
Body	Material	Aluminum
	Surface	Natural polish



Units: mm

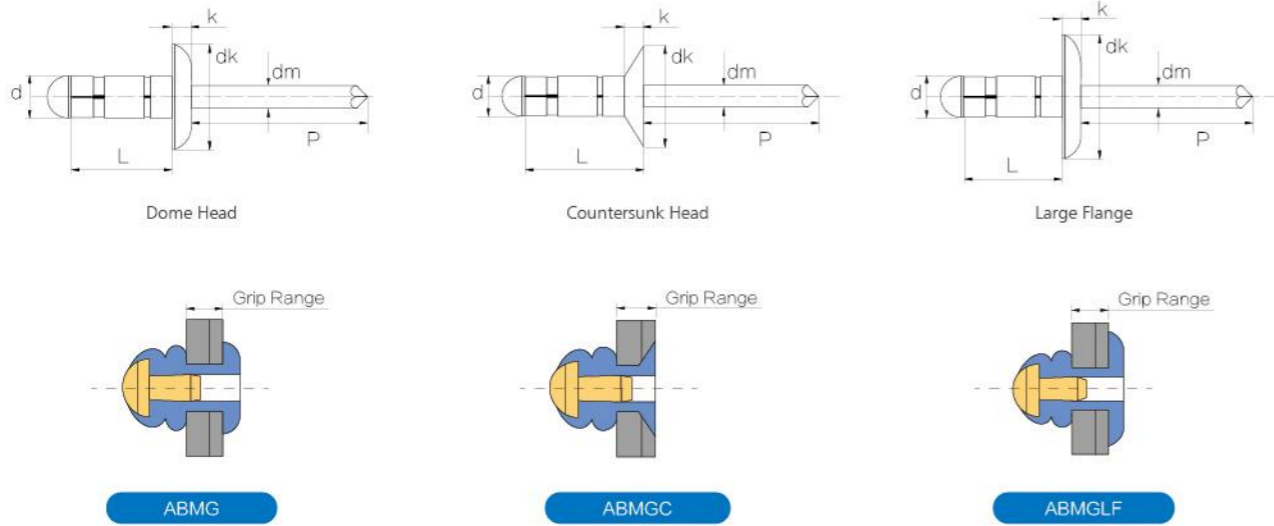
Diameter [d]	Part No.	Size	Body Length [L] (nom.)	Grip Range	Drill	Dome Head (Max)		Csk Head (Max)		Large Head (Max)		Mandrel Dia [dm] (max.)	Mandrel Reveal [P] (min.)	Typical Ultimate Strength	
						dk	k	dk	k	dk	k			Tensile	Shear
3.2 (1/8")	ASMG32060 ASMG32060 ASMG32060 ASMG32060	3.2×6.0	6.0-7.0	1.0-3.5	3.3-3.4	6.7	1.3	6.3	1.3	9.8	2.0	2.0	27.0	850N	650N
	ASMG32080 ASMG32080 ASMG32080	3.2×8.0	8.0-9.0	1.5-5.0											
	ASMG32100 ASMG32100 ASMG32100 ASMG32100	3.2×10.0	10.0-11.0	2.5-7.0											
	ASMG32120 ASMG32120 ASMG32120 ASMG32120	3.2×12.0	12.0-13.0	4.5-9.0											
	ASMG32140 ASMG32140 ASMG32140 ASMG32140	3.2×14.0	14.0-15.0	6.5-10.5											
	ASMG32160 ASMG32160 ASMG32160 ASMG32160	3.2×16.0	16.0-17.0	9.0-12.5											

Units: mm

Diameter [d]	Part No.	Size	Body Length [L] (nom.)	Grip Range	Drill	Dome Head (Max)		Csk Head (Max)		Large Head (Max)		Mandrel Dia [dm] (max.)	Mandrel Reveal [P] (min.)	Typical Ultimate Strength	
						dk	k	dk	k	dk	k			Tensile	Shear
4.0 (5/32")	ASMG40060 ASMG40060 ASMG40060 ASMG40060	4.0×6.0	6.0-7.0	1.0-3.0	4.1-4.2	8.4	1.7	7.5	1.7	12.5	2.2	2.5	27.0	1500N	950N
	ASMG40080 ASMG40080 ASMG40080 ASMG40080	4.0×8.0	8.0-9.0	1.5-5.0											
	ASMG40100 ASMG40100 ASMG40100 ASMG40100	4.0×10.0	10.0-11.0	2.0-6.5											
	ASMG40120 ASMG40120 ASMG40120 ASMG40120	4.0×12.0	12.0-13.0	3.5-8.5											
	ASMG40140 ASMG40140 ASMG40140 ASMG40140	4.0×14.0	14.0-15.0	5.5-10.5											
	ASMG40160 ASMG40160 ASMG40160 ASMG40160	4.0×16.0	16.0-17.0	6.0-12.5											
	ASMG40180 ASMG40180 ASMG40180 ASMG40180	4.0×18.0	18.0-19.0	9.5-14.5											
	ASMG40200 ASMG40200 ASMG40200 ASMG40200	4.0×20.0	20.0-21.0	11.5-16.5											
	ASMG48100 ASMG48100 ASMG48100 ASMG48100	4.8×10.0	10.0-11.0	1.5-6.0											
	ASMG48120 ASMG48120 ASMG48120 ASMG48120	4.8×12.0	12.0-13.0	2.0-8.0											
	ASMG48140 ASMG48140 ASMG48140 ASMG48140	4.8×14.0	14.0-15.0	3.5-9.5											
	ASMG48160 ASMG48160 ASMG48160 ASMG48160	4.8×16.0	16.0-17.0	6.0-11.5											
ASMG48180 ASMG48180 ASMG48180 ASMG48180	4.8×18.0	18.0-19.0	8.0-13.5												
ASMG48200 ASMG48200 ASMG48200 ASMG48200	4.8×20.0	20.0-21.0	10.0-15.5												
ASMG48250 ASMG48250 ASMG48250 ASMG48250	4.8×25.0	25.0-26.0	15.0-20.0												
ASMG48300 ASMG48300 ASMG48300 ASMG48300	4.8×30.0	30.0-31.0	20.0-25.0												
6.4 (1/4")	ASMG64125 ASMG64125 ASMG64125 ASMG64125	6.4×12.5	12.5-13.5	1.0-6.0	6.5-6.6	13.4	2.7	12.5	2.7	19.0	3.2	3.9	31.0	4000N	3800N
	ASMG64145 ASMG64145 ASMG64145 ASMG64145	6.4×14.5	14.5-15.5	1.5-7.5											
	ASMG64165 ASMG64165 ASMG64165 ASMG64165	6.4×16.5	16.5-17.5	2.0-9.0											
	ASMG64185 ASMG64185 ASMG64185 ASMG64185	6.4×18.5	18.5-19.5	4.0-11.0											
	ASMG64205 ASMG64205 ASMG64205 ASMG64205	6.4×20.5	20.5-21.5	5.5-12.5											
	ASMG64255 ASMG64255 ASMG64255 ASMG64255	6.4×25.5	25.5-26.5	10.5-17.5											

Multi-grip Blind Rivet (Aluminum&Stainless steel)

Mandrel	Material	304 Stainless steel
	Surface	Natural polish
Body	Material	Aluminum
	Surface	Natural polish



Units: mm

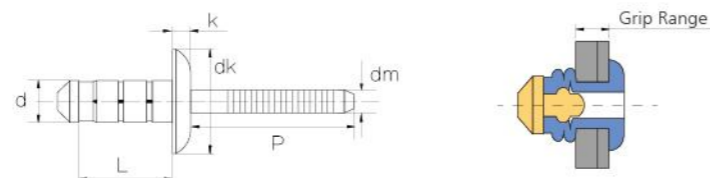
Diameter [d]	Part No.	Size	Body Length [L] (nom.)	Grip Range	Drill	Dome Head (Max)		Csk Head (Max)		Large Head (Max)		Mandrel Dia [dm] (max.)	Mandrel Reveal [P] (min.)	Typical Ultimate Strength	
						dk	k	dk	k	dk	k			Tensile	Shear
3.2 (1/8")	ABMG32060 ABMGC32060 ABMGLF3206010	3.2×6.0	6.0-7.0	1.0-3.5	3.3-3.4	6.7	1.3	6.3	1.3	9.8	2.0	2.0	27.0	850N	650N
	ABMG32080 ABMGC32080 ABMGLF3208010	3.2×8.0	8.0-9.0	1.5-5.0											
	ABMG32100 ABMGC32100 ABMGLF3210010	3.2×10.0	10.0-11.0	2.5-7.0											
	ABMG32120 ABMGC32120 ABMGLF3212010	3.2×12.0	12.0-13.0	4.5-9.0											
	ABMG32140 ABMGC32140 ABMGLF3214010	3.2×14.0	14.0-15.0	6.5-10.5											
	ABMG32160 ABMGC32160 ABMGLF3216010	3.2×16.0	16.0-17.0	9.0-12.5											

Units: mm

Diameter [d]	Part No.	Size	Body Length [L] (nom.)	Grip Range	Drill	Dome Head (Max)		Csk Head (Max)		Large Head (Max)		Mandrel Dia [dm] (max.)	Mandrel Reveal [P] (min.)	Typical Ultimate Strength												
						dk	k	dk	k	dk	k			Tensile	Shear											
4.0 (5/32")	ABMG40060 ABMGC40060 ABMGLF4006012	4.0×6.0	6.0-7.0	1.0-3.0	4.1-4.2	8.4	1.7	7.5	1.7	12.5	2.2	2.5	27.0	1500N	950N											
	ABMG40080 ABMGC40080 ABMGLF4008012	4.0×8.0	8.0-9.0	1.5-5.0																						
	ABMG40100 ABMGC40100 ABMGLF4010012	4.0×10.0	10.0-11.0	2.0-6.5																						
	ABMG40120 ABMGC40120 ABMGLF4012012	4.0×12.0	12.0-13.0	3.5-8.5																						
	ABMG40140 ABMGC40140 ABMGLF4014012	4.0×14.0	14.0-15.0	5.5-10.5																						
	ABMG40160 ABMGC40160 ABMGLF4016012	4.0×16.0	16.0-17.0	6.0-12.5																						
	ABMG40180 ABMGC40180 ABMGLF4018012	4.0×18.0	18.0-19.0	9.5-14.5																						
	ABMG40200 ABMGC40200 ABMGLF4020012	4.0×20.0	20.0-21.0	11.5-16.5																						
	ABMG48100 ABMGC48100 ABMGLF4810016	4.8×10.0	10.0-11.0	1.5-6.0												4.9-5.0	10.1	2.0	9.5	2.0	16.5	2.5	3.0	27.0	2000N	1320N
	ABMG48120 ABMGC48120 ABMGLF4812016	4.8×12.0	12.0-13.0	2.0-8.0																						
	ABMG48140 ABMGC48140 ABMGLF4814016	4.8×14.0	14.0-15.0	3.5-9.5																						
	ABMG48160 ABMGC48160 ABMGLF4816016	4.8×16.0	16.0-17.0	6.0-11.5																						
ABMG48180 ABMGC48180 ABMGLF4818016	4.8×18.0	18.0-19.0	8.0-13.5																							
ABMG48200 ABMGC48200 ABMGLF4820016	4.8×20.0	20.0-21.0	10.0-15.5																							
ABMG48250 ABMGC48250 ABMGLF4825016	4.8×25.0	25.0-26.0	15.0-20.0																							
ABMG48300 ABMGC48300 ABMGLF4830016	4.8×30.0	30.0-31.0	20.0-25.0																							
ABMG64125 ABMG-C64125 ABMGLF6412519	6.4×12.5	12.5-13.5	1.0-6.0	6.5-6.6	13.4	2.7	12.5	2.7	19.0	3.2	3.9	31.0	4000N	3800N												
ABMG64145 ABMGC64145 ABMGLF6414519	6.4×14.5	14.5-15.5	1.5-7.5																							
ABMG64165 ABMGC64165 ABMGLF6416519	6.4×16.5	16.5-17.5	2.0-9.0																							
ABMG64185 ABMGC64185 ABMGLF6418519	6.4×18.5	18.5-19.5	4.0-11.0																							
ABMG64205 ABMGC64205 ABMGLF6420519	6.4×20.5	20.5-21.5	5.5-12.5																							
ABMG64255 ABMGC64255 ABMGLF6425519	6.4×25.5	25.5-26.5	10.5-17.5																							

Multi-grip Blind Rivet (All steel)

Mandrel	Material	Carbon steel
	Surface	Zinc plated
Body	Material	Carbon steel
	Surface	Zinc plated



SSMG

Units: mm

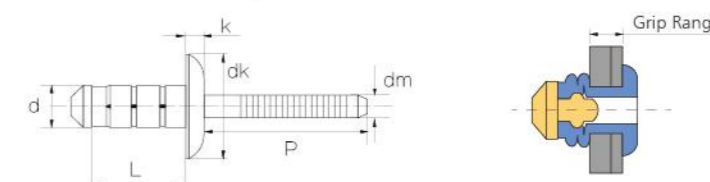
Diameter [d]	Part No.	L [+1/-0]	Grip Range	dk	k (Max)	Drill	P (Min)	dm (Max)	Shear [N] (Min)	Tensile [N] (Min)
3.2 (1/8")	SSMG32080	8.00	1.0-4.0	6.7	1.3	3.3-3.4	27.0	2.25	1000	1200
	SSMG32100	10.00	2.5-6.0							
	SSMG32120	12.00	1.5-8.0							
	SSMG32140	14.00	3.5-9.5							
	SSMG32160	16.00	5.5-11.5							
4.0 (5/32")	SSMG40080	8.00	1.0-3.5	8.4	1.7	4.1-4.2	27.0	2.85	1500	2000
	SSMG40100	10.00	1.5-5.0							
	SSMG40120	12.00	3.5-7.0							
	SSMG40140	14.00	1.5-9.0							
	SSMG40160	16.00	3.5-11.0							
	SSMG40180	18.00	5.5-12.5							
4.8 (3/16")	SSMG48100	10.00	1.5-4.5	10.1	2.0	4.9-5.0	27.0	3.35	2400	2900
	SSMG48120	12.00	2.0-6.5							
	SSMG48140	14.00	3.0-8.5							
	SSMG48160	16.00	3.0-10.5							
	SSMG48180	18.00	5.0-12.5							
	SSMG48200	20.00	7.0-14.5							
	SSMG48220	22.00	9.0-16.5							
	SSMG48250	25.00	11.0-19.0							
	SSMG48270	27.00	13.0-21.0							
	SSMG48300	30.00	16.0-24.0							
6.4 (1/4")	SSMG64125	12.50	1.0-6.0	13.4	2.7	6.5-6.6	27.0	4.15	3800	4000
	SSMG64145	14.50	1.5-7.5							
	SSMG64165	16.50	2.0-9.0							
	SSMG64185	18.50	4.0-11.0							
	SSMG64205	20.50	5.5-12.5							
	SSMG64255	25.50	10.5-17.5							



Scan to View Test Video
(All Stainless Steel Multi-grip 06-14)
In Youtube

Multi-grip Blind Rivet (All stainless steel)

Mandrel	Material	304 Series stainless steel
	Surface	Natural polish
Body	Material	304 Series stainless steel
	Surface	Natural polish



BBMG

Units: mm

Diameter [d]	Part No.	L [+1/-0]	Grip Range	dk	k (Max)	Drill	P (Min)	dm (Max)	Shear [N] (Min)	Tensile [N] (Min)
3.2 (1/8")	BBMG32080	8.00	1.0-4.0	6.7	1.3	3.3-3.4	27.0	2.25	1700	2000
	BBMG32100	10.00	2.5-6.0							
	BBMG32120	12.00	1.5-8.0							
	BBMG32140	14.00	3.5-9.5							
	BBMG32160	16.00	5.5-11.5							
4.0 (5/32")	BBMG40080	8.00	1.0-3.5	8.4	1.7	4.1-4.2	27.0	2.85	2700	3400
	BBMG40100	10.00	1.5-5.0							
	BBMG40120	12.00	3.5-7.0							
	BBMG40140	14.00	1.5-9.0							
	BBMG40160	16.00	3.5-11.0							
	BBMG40180	18.00	5.5-12.5							
4.8 (3/16")	BBMG48100	10.00	1.5-4.5	10.1	2.0	4.9-5.0	27.0	3.35	4000	4500
	BBMG48120	12.00	2.0-6.5							
	BBMG48140	14.00	3.0-8.5							
	BBMG48160	16.00	3.0-10.5							
	BBMG48180	18.00	5.0-12.5							
	BBMG48200	20.00	7.0-14.5							
	BBMG48220	22.00	9.0-16.5							
	BBMG48250	25.00	11.0-19.0							
	BBMG48270	27.00	13.0-21.0							
	BBMG48300	30.00	16.0-24.0							
6.4 (1/4")	BBMG64125	12.50	1.0-6.0	13.4	2.7	6.5-6.6	31.0	4.15	6000	7500
	BBMG64145	14.50	1.5-7.5							
	BBMG64165	16.50	2.0-9.0							
	BBMG64185	18.50	4.0-11.0							
	BBMG64205	20.50	5.5-12.5							
	BBMG64255	25.50	10.5-17.5							



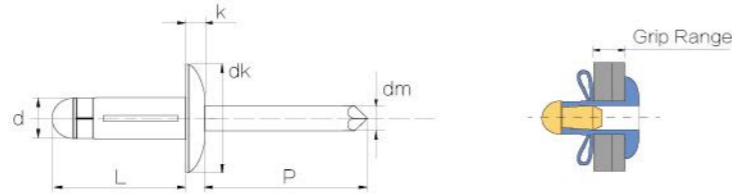
Scan to View Test Video
(All Aluminum Trifirm 06-19)
In Youtube

All Aluminum Trifirm Rivet

Mandrel	Material	Aluminum
	Surface	Natural polish
Body	Material	Aluminum
	Surface	Natural polish



AAT



Units: mm

No.	Art. Code	Part Number	Size	d (Nom.)	k (Max)	L (Ref.)	dk (Max)	P (Min)	dm (Max)	Hole Dia	Grip Range	Tensile ref.	Shear ref.
1	AAT-0516	AAT40140	4.0×14	4.0 (5/32")	1.7	16.0	8.3	27.0	2.4	4.2-4.4	1.0-3.0	750N	550N
2	AAT-0523	AAT40188	4.0×18.8			21.2							
3	AAT-0619	AAT48160	4.8×16	4.8 (3/16")	2.1	18.1	10.1	27.0	2.9	5.0-5.2	1.0-4.0	950N	750N
4	AAT-0625	AAT48205	4.8×20.5			23.3					1.0-9.0		
5	AAT-0630	AAT48250	4.8×25			27.1					4.0-12.0		



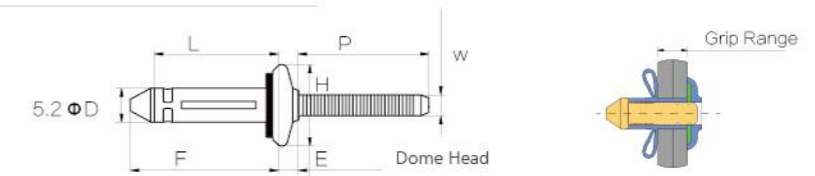
Scan to View Test Video
(Aluminum Bulbtight Trifirm 6604-6-4W)
In Youtube

5.2 Aluminum Bulbtight Trifirm Rivet

Mandrel	Material	Aluminum
	Surface	Natural polish
Body	Material	Aluminum
	Surface	Natural polish
Washer	Material	EPDM



AATFS

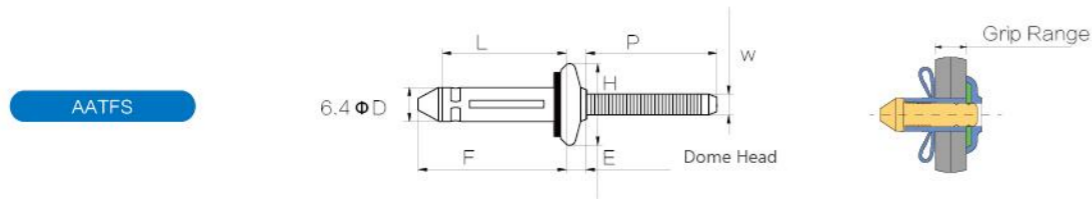


Units: mm

No.	Art. Code	Part Number	Size	D (Max)	E (Max)	F (Max)	H (Max)	L (Max)	P (Min)	W (Max)	Hole Dia	Grip Range	Tensile ref.	Shear ref.
1	AATFS6604-6-3W	AATFS52175	5.2×17.5	5.2	3.4	20.9	11.6	17.9	25.4	2.95	5.3-5.5	1.3-4.8	1800N	2700N
2	AATFS6604-6-4W	AATFS52191	5.2×19.1			22.5		19.5				1.6-6.4		
3	AATFS6604-6-6W	AATFS52222	5.2×22.2			25.6		22.6				4.7-9.5		
4	AATFS6604-6-8W	AATFS52254	5.2×25.4			28.8		25.8				7.9-12.7		
5	AATFS6604-6-10W	AATFS52286	5.2×28.6			32.0		29.0				11.1-15.9		
6	AATFS6604-6-12W	AATFS52318	5.2×31.8			35.2		32.2				14.3-19.1		

6.4 Aluminum Bulbtight Trifirm Rivet

Mandrel	Material	Aluminum
	Surface	Natural polish
Body	Material	Aluminum
	Surface	Natural polish
Washer	Material	EPDM

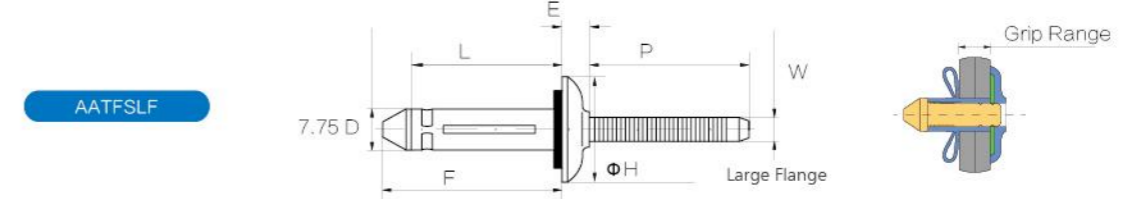


Units: mm

No.	Art. Code	Part Number	Size	D (Max)	E (Max)	F (Max)	H (Max)	L (Max)	P (Min)	W (Max)	Hole Dia	Grip Range	Tensile ref.	Shear ref.
1	AATFS6604-8-4W	AATFS64202	6.4×20.2	6.39	4.0	25.5	14.7	20.5	25.4	3.9	6.4-6.6	1.6-6.4	2500N	3780N
2	AATFS6604-8-6W	AATFS64234	6.4×23.4			28.7	23.7	3.2-9.5						
3	AATFS6604-8-8W	AATFS64265	6.4×26.5			31.8	26.8	6.4-12.7						
4	AATFS6604-8-10W	AATFS64297	6.4×29.7			35.0	30.0	9.5-15.9						

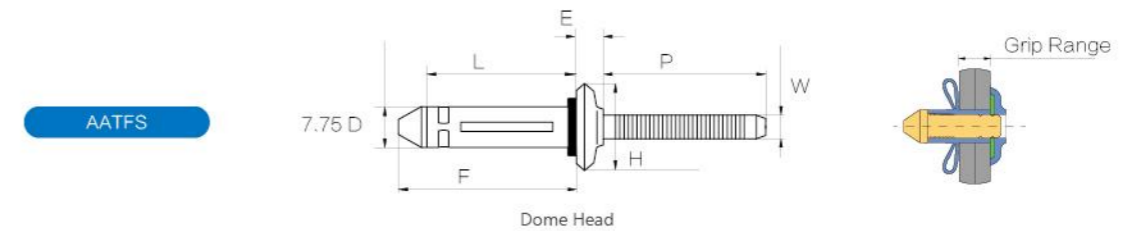
7.5 Aluminum Bulbtight Trifirm Rivet

Mandrel	Material	Aluminum
	Surface	Natural polish
Body	Material	Aluminum
	Surface	Natural polish
Washer	Material	EPDM



Units: mm

No.	Art. Code	Part Number	Size	D (Max)	E (Max)	F (Max)	H (Max)	L (Max)	P (Min)	W (Max)	Hole Dia	Grip Range	Tensile ref.	Shear ref.
1	AATFS6605-9-6W	AATFSLF7528019	7.5×28	7.75	5.33	32.8	19.4	28.2	25.4	4.5	7.8-8.2	1.1-9.5	4400N	5600N
2	AATFS6605-9-10W	AATFSLF7534019	7.5×34			38.9	34.5	6.4-15.9						
3	AATFS6605-9-12W	AATFSLF7537019	7.5×37			42.1	37.7	9.5-19.1						



Units: mm

No.	Art. Code	Part Number	Size	D (Max)	E (Max)	F (Max)	H (Max)	L (Max)	P (Min)	W (Max)	Hole Dia	Grip Range	Tensile ref.	Shear ref.
1	AATFS6603-9-6W	AATFS75280	7.5×28	7.75	4.83	32.8	15.9	28.2	25.4	4.5	7.8-8.2	0.8-9.5	4400N	5600N
2	AATFS6603-9-10W	AATFS75340	7.5×34			38.9	34.5	6.4-15.9						
3	AATFS6603-9-12W	AATFS75370	7.5×37			42.1	37.7	9.5-19.1						



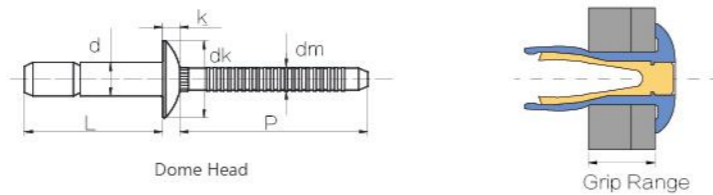
Scan to View Test Video
(Carbon Steel Now-Lock 08-06)
In Youtube

Now-Lock Blind Rivet (Carbon steel)

Mandrel	Material	Carbon steel SWCH45K
	Surface	Zinc plated
Body	Material	Carbon steel 10B21
	Surface	Zinc plated



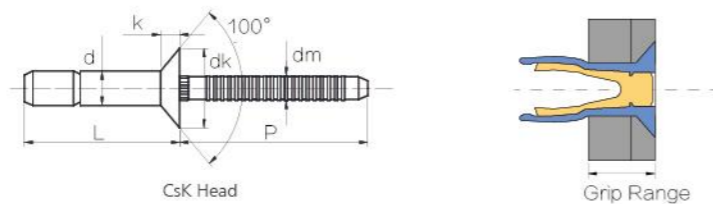
SSN



Units: mm

No.	Part Number	Size	AVD.Art. Code	HUK.Art. Code	d	k (Max)	L (Max)	dk (Max)	P (Min)	dm (Max)	Hole Dia	Grip Range	Tensile ref.	Shear ref.	Breaking Load (Max)	Retention load (Min)
1	SSN-AVD48100	4.8×10	SSN-0604	SSN-R6-4	4.70 4.88	2.5	18.2	10.2	27.0	3.1	4.9-5.1	1.6-6.9	4440N	5780N	8500N	1000N
2	SSN-AVD48140	4.8×14	SSN-E0607	SSN-R6-E			24.6					1.6-11.0				
3	SSN-SC48140	4.8×14	SSN-0607	SSN-R6-7			22.4					5.4-11.0				
4	SSN-AVD48200	4.8×20	SSN-0610	/			27.6					9.5-15.8				
5	SSN-SC48200	4.8×20	/	SSN-R6-10			28.1					11.5-16.9				
6	SSN-AVD64140	6.4×14	SSN-0806	SSN-R8-6	6.40 6.58	3.1	25.3	13.5	27.0	4.1	6.7-6.9	2.1-9.5	8220N	11120N	15000N	1800N
7	SSN-AVD64200	6.4×20	SSN-E0810	SSN-R8-E			35.6					2.1-15.8				
8	SSN-SC64200	6.4×20	SSN-0810	SSN-R8-10			31.0					8.9-15.8				
9	SSN-AVD98210	9.8×21	SSN-1210	SSN-R12-12	9.70 9.88	4.5	40.3	20.5	35.0	6.2	10.0-10.4	3.1-15.5	17700N	26600N	32000N	2500N

SSNC



Units: mm

No.	Part Number	Size	AVD.Art. Code	HUK.Art. Code	d	k (Max)	L (Max)	dk (Max)	P (Min)	dm (Max)	Hole Dia	Grip Range	Tensile ref.	Shear ref.	Breaking Load (Max)	Retention load (Min)
1	SSNC-AVD48120	4.8×12	SSNC-0606	SSNC-R6-6	4.70 4.88	2.1	20.2	9.2	27.0	3.1	4.9-5.1	3.2-8.4	4440N	5780N	8500N	1000N
2	SSNC-AVD48160	4.8×16	/	/			26.5					3.2-12.7				
3	SSNC-AVD64160	6.4×16	SSNC-0808	SSNC-R8-8	6.40 6.58	2.3	28.3	11.4	27.0	4.1	6.7-6.9	4.3-12.1	8220N	11120N	15000N	1800N
4	SSNC-AVD64220	6.4×22	/	/			36.5					4.3-18.4				
5	SSNC-AVD98260	9.8×26	/	/	9.70 9.88	3.7	45.0	16.5	35.0	6.2	10.0-10.4	6.1-19.0	15500N	25000N	32000N	2500N



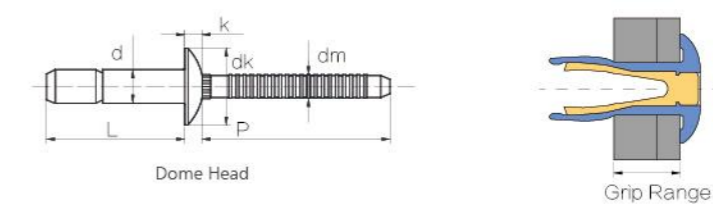
Scan to View Production Video
In Youtube

Now-Lock Blind Rivet (Stainless steel)

Mandrel	Material	304 Stainless steel
	Surface	Natural polish
Body	Material	304 Stainless steel
	Surface	Natural polish



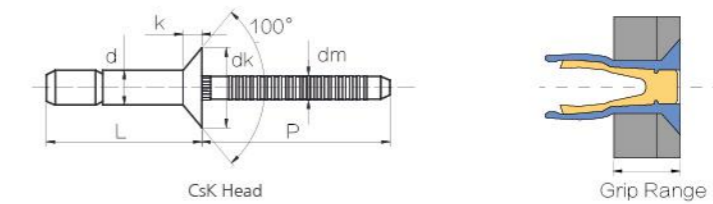
BBN



Units: mm

No.	Part Number	Size	AVD.Art. Code	HUK.Art. Code	d	k (Max)	L (Max)	dk (Max)	P (Min)	dm (Max)	Hole Dia	Grip Range	Tensile ref.	Shear ref.	Breaking Load (Max)	Retention load (Min)
1	BBN48100	4.8×10	BBN-0604	BBN-U6-4	4.70 4.88	2.5	18.2	10.2	27.0	3.1	4.9-5.1	1.6-6.9	4440N	5800N	6500N	445N
2	BBN48140	4.8×14	BBN-E0607	BBN-U6-E			24.6					1.6-11.1				
3	BBN-SC48140	4.8×14	BBN-0607	BBN-U6-7			22.58					5.4-11.1				
4	BBN-SC48200	4.8×20	/	BBN-U6-10			28.09					11.6-16.9				
5	BBN64140	6.4×14	BBN-0806	BBN-U8-6			6.40 6.58					2.0-9.5				
6	BBN64150	6.4×15	BBN-0807	BBN-U8-7	6.40 6.58	3.2	26.9	13.5	27.0	4.1	6.7-6.9	2.1-11.1	8010N	10500N	12000N	890N
7	BBN64200	6.4×20	BBN-E0810	BBN-U8-E			35.6					2.0-15.9				
8	BBN-SC64200	6.4×20	BBN-0810	BBN-U8-10			31.3					8.9-15.9				
9	BBN98210	9.8×21	/	BBN-U12-12	9.70 9.88	4.4	41.9	19.5	35.0	6.2	10-10.4	3.0-15.9	19400N	26080N	/	/

BBNC



Units: mm

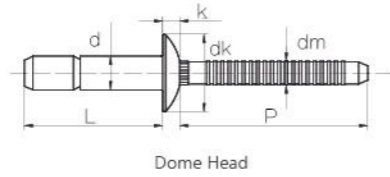
No.	Part Number	Size	AVD.Art. Code	HUK.Art. Code	d	k (Max)	L (Max)	dk (Max)	P (Min)	dm (Max)	Hole Dia	Grip Range	Tensile ref.	Shear ref.	Breaking Load (Max)	Retention load (Min)
1	BBNC48120	4.8×12	BBNC-0606	BBNC-U6-6	4.70 4.88	2.2	20.2	9.2	27.0	3.1	4.9-5.1	3.2-8.4	4440N	5800N	6500N	445N
2	BBNC48160	4.8×16	/	/			26.5					3.2-12.7				
3	BBNC64160	6.4×16	BBNC-0808	BBNC-U8-8	6.40 6.58	2.4	28.3	11.4	27.0	4.1	6.7-6.9	4.3-12.1	8010N	10500N	12000N	890N
4	BBNC64220	6.4×22	/	/			38.5					4.3-17.5				

Now-Lock Blind Rivet (Aluminum)

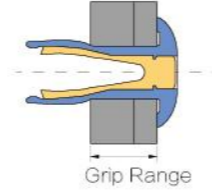
Mandrel	Material	Aluminum
	Surface	Natural
Body	Material	Aluminum
	Surface	Natural



AAN



Dome Head

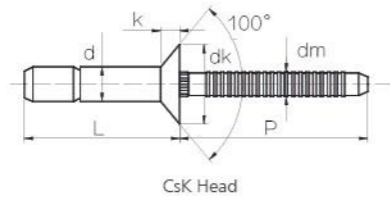


Grip Range

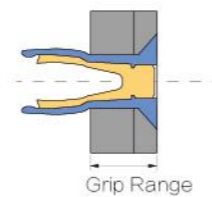
Units: mm

No.	Part Number	Size	AVD.Art. Code	HUK.Art. Code	d	k (Max)	L (Max)	dk (Max)	P (Min)	dm (Max)	Hole Dia	Grip Range	Tensile ref.	Shear ref.	Breaking Load (Max)	Retention load (Min)
1	AAN48100	4.8x10	AAN-0604	AAN-B6-4	4.70 4.88	2.5	18.2	10.2	27.0	3.1	4.9-5.1	1.6-6.9	2225N	2700N	4200N	350N
2	AAN48140	4.8x14	AAN-E0607	AAN-B6-E			24.6					1.6-11.0				
3	AAN-SC48140	4.8x14	AAN-0607	AAN-B6-7			22.4					5.4-11.0				
4	AAN64140	6.4x14	AAN-0806	AAN-B8-6	6.40 6.58	3.1	25.3	13.5	27.0	4.1	6.7-6.9	2.1-9.5	3960N	5785N	7000N	450N
5	AAN64200	6.4x20	AAN-E0810	AAN-B8-E			35.6					2.1-15.8				
6	AAN-SC64200	6.4x20	AAN-0810	AAN-B8-10			31.0					8.9-15.8				
7	AAN98210	9.8x21	/	AAN-B12-12	9.70 9.88	4.5	40.3	20.5	35.0	6.2	10.0-10.4	3.1-15.5	8100N	13300N	14000N	1200N

AANC



CsK Head



Grip Range

Units: mm

No.	Part Number	Size	AVD.Art. Code	HUK.Art. Code	d	k (Max)	L (Max)	dk (Max)	P (Min)	dm (Max)	Hole Dia	Grip Range	Tensile ref.	Shear ref.	Breaking Load (Max)	Retention load (Min)
1	AANC48120	4.8x12	AANC-0606	AANC-B6-6	4.70 4.88	2.2	20.2	9.2	27.0	3.1	4.9-5.1	3.2-8.4	2225N	2700N	4200N	350N
2	AANC48160	4.8x16	/	/			26.5					3.2-12.7				
3	AANC64160	6.4x16	AANC-0808	AANC-B8-8	6.40 6.58	2.4	28.3	11.4	27.0	4.1	6.7-6.9	4.3-12.1	3960N	5785N	7000N	450N
4	AANC64220	6.4x22	/	/			36.5					4.3-18.4				



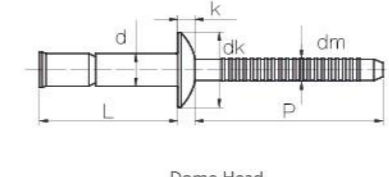
Scan to View Test Video
(Carbon Steel Mono-Lock 08-17)
In Youtube

Mono-Lock Blind Rivet (Carbon Steel)

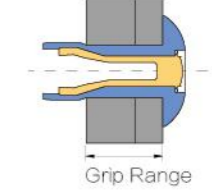
Mandrel	Material	Carbon steel SWCH35K
	Surface	Zinc plated
Body	Material	Carbon steel 10B21
	Surface	Zinc plated



SSM



Dome Head

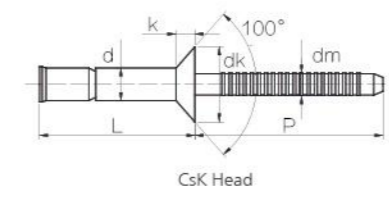


Grip Range

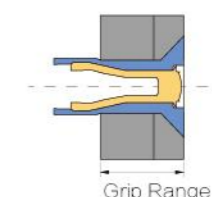
Units: mm

No.	Part Number	Size	AVD.Art. Code	d	k (Max)	L (Max)	dk (Max)	P (Min)	dm (Max)	Hole Dia	Grip Range	Tensile ref.	Shear ref.	Breaking Load (Max)	Retention load (Min)
1	SSM-AVD48100	4.8x10	SSM-0613	4.70 4.80	2.1	18.2	10.1	27.0	3.1	4.9-5.1	1.6-6.9	5110N	6440N	7500N	600N
2	SSM-AVD48140	4.8x14	SSM-0617			24.5					1.6-11.0				
3	SSM-AVD64140	6.4x14	SSM-0817	6.40 6.58	2.9	23.7	13.4	27.0	4.1	6.7-7.0	2.1-9.5	10450N	11780N	12500N	1100N
4	SSM-AVD64190	6.4x19	SSM-0824			33.0					2.1-15.8				
5	SSM-AVD98213	9.8x21.3	SSM-1228	9.65 9.9	4.1	36.2	20.3	32.0	6.1	10.0-10.4	3.0-15.9	14850N	23730N	/	/

SSMC



CsK Head



Grip Range

Units: mm

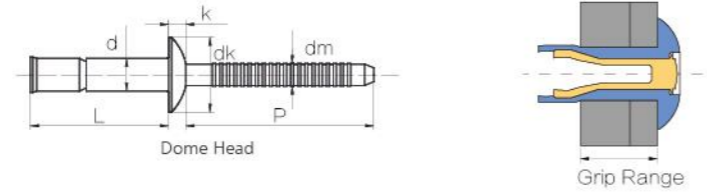
No.	Part Number	Size	AVD.Art. Code	d	k (Max)	L (Max)	dk (Max)	P (Min)	dm (Max)	Hole Dia	Grip Range	Tensile ref.	Shear ref.	Breaking Load (Max)	Retention load (Min)
1	SSMC-AVD48120	4.8x12	SSMC-0615	4.70 4.88	2.2	20	8.8	27.0	3.1	4.9-5.1	3.2-8.3	5110N	6440N	7500N	600N
2	SSMC-AVD48160	4.8x16	SSMC-0619			26.5					3.2-12.2				
3	SSMC-AVD64160	6.4x16	SSMC-0821	6.40 6.58	2.4	26.3	10.1	27.0	4.1	6.7-7.0	3.2-12.1	10450N	11780N	12500N	1100N
4	SSMC-AVD64220	6.4x22	/			34.5					3.2-16.0				

Mono-Lock Blind Rivet (Stainless steel)

Mandrel	Material	304 Stainless steel
	Surface	Natural polish
Body	Material	304 Stainless steel
	Surface	Natural polish



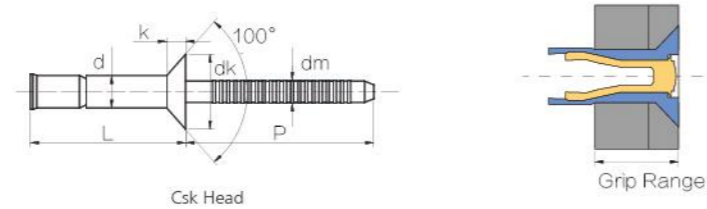
BBM



Units: mm

No.	Part Number	Size	AVD.Art. Code	d	k (Max)	L (Max)	dk (Max)	P (Min)	dm (Max)	Hole Dia	Grip Range	Tensile ref.	Shear ref.	Breaking Load (Max)	Retention load (Min)
1	BBM48100	4.8x10	BBM-0613	4.8	2.2	18.2	10.1	27.0	3.1	4.9-5.1	1.6-6.5	5100N	5400N	7000N	445N
2	BBM48140	4.8x14	BBM-0617			24.4					1.6-11.0				
3	BBM64140	6.4x14	BBM-0817	6.4	3.0	26.7	13.4	27.0	4.1	6.7-7.0	2.1-9.5	9000N	11000N	12000N	1112N
4	BBM64190	6.4x19	BBM-0824			36.5					2.1-16.0				
5	BBM98210	9.8x21	BBM-1228	9.8	4.0	37.2	21.8	32.0	6.15	10.0-10.4	3.0-16.0	19400N	26080N	20000N	2400N

BBMC



Units: mm

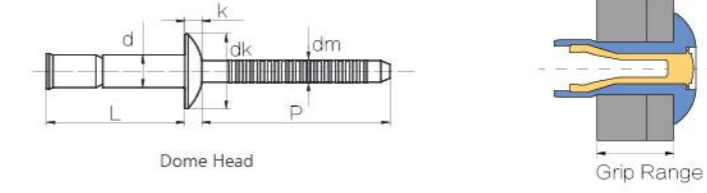
No.	Part Number	Size	Art. Code	d	k (Max)	L (Max)	dk (Max)	P (Min)	dm (Max)	Hole Dia	Grip Range	Tensile ref.	Shear ref.	Breaking Load (Max)	Retention load (Min)
1	BBMC48120	4.8x12	BBMC-0615	4.8	2.2	20.2	9.0	27.0	3.1	4.9-5.1	3.2-8.4	5100N	6400N	7000N	445N
2	BBMC48160	4.8x16	/			26.5					3.2-12.7				
3	BBMC64160	6.4x16	BBMC-0821	6.4	2.4	28.3	10.5	27.0	4.1	6.7-7.0	4.1-12.1	9000N	11000N	12000N	1112N
4	BBMC64220	6.4x22	/			37.6					4.1-17.5				

Mono-Lock Blind Rivet (Aluminum)

Mandrel	Material	Aluminum
	Surface	Natural
Body	Material	Aluminum
	Surface	Natural



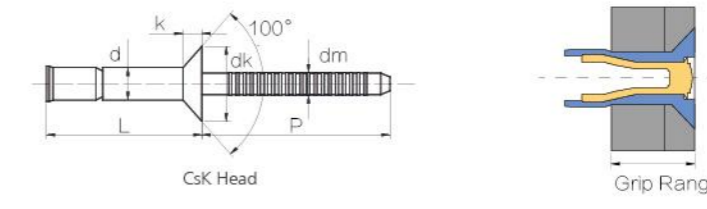
AAM



Units: mm

No.	Part Number	Size	Art. Code	d	k (Max)	L (Max)	dk (Max)	P (Min)	dm (Max)	Hole Dia	Grip Range	Tensile ref.	Shear ref.	Breaking Load (Max)	Retention load (Min)
1	AAM48100	4.8x10	AAM-0613	4.70 4.88	2.1	18.2	10.1	27.0	3.1	4.9-5.1	1.6-6.9	2220N	3000N	4000N	250N
2	AAM48140	4.8x14	AAM-0617			24.5					1.6-11.0				
3	AAM64140	6.4x14	AAM-0817	6.40 6.58	2.9	23.7	13.4	27.0	4.1	6.7-7.0	2.1-9.5	4220N	6000N	6800N	550N
4	AAM64190	6.4x19	AAM-0824			33.0					2.1-15.8				
5	AAM98210	9.8x21.3	AAM-1228	9.65 9.90	4.1	36.2	20.3	32.0	6.1	10.0-10.4	3.0-15.9	8500N	11500N	/	/

AAMC



Units: mm

No.	Part Number	Size	Art. Code	d	k (Max)	L (Max)	dk (Max)	P (Min)	W (Max)	Hole Dia	Grip Range	Tensile ref.	Shear ref.	Breaking Load (Max)	Retention load (Min)
1	AAMC48120	4.8x12	AAMC-0615	4.70 4.88	2.2	20	8.8	27.0	3.1	4.9-5.1	3.2-8.4	2110N	2890N	4000N	250N
2	AAMC48160	4.8x16	AAMC-0619			26.5					3.2-12.2				
3	AAMC64160	6.4x16	AAMC-0821	6.40 6.58	2.4	26.3	10.1	27.0	4.1	6.7-7.0	3.2-12.1	4220N	6000N	6800N	550N
4	AAMC64220	6.4x22	/			34.5					3.2-16.0				



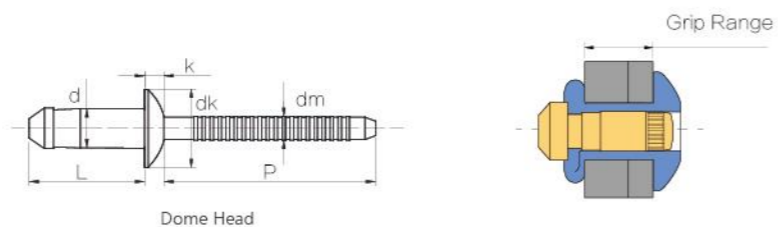
Scan to View Test Video
(Hem-Firm Type A 08-17)
In Youtube

Carbon Steel Hem-Firm Blind Rivet (A type)

Mandrel	Material	Carbon steel SWCH45K
	Surface	Zinc plated
Body	Material	Carbon steel 10B21
	Surface	Zinc plated



SSH-A



Dome Head

Units: mm

NO.	Part Number	Art. Code	Before Grip [L] (max)	Grip Range	Rivet Size (d)	Head Dia [dk] (Max)	Head Height [k] (Max)	Mandrel Dia [dm] (Max)	Mandrel Reveal [P] (Min)	Hole Dia	Tensile ref.	Shear ref.	Breaking Load (Max)	Retention load (Min)
1	SSH-A64090	SSH-A-0812	13.7	1.5-3.5	6.3 6.58	13.5	3.4	4.25	27.0	6.6-6.8	8800N	10500N	15000N	1800N
2	SSH-A64105	SSH-A-0813	15.0	2.8-4.8								12000N		
3	SSH-A64110	SSH-A-0814	15.6	3.5-5.5								12500N		
4	SSH-A64125	SSH-A-0815	17.0	4.8-6.8										
5	SSH-A64145	SSH-A-0817	19.0	6.8-8.8								14000N		
6	SSH-A64150	SSH-A-0818	19.7	7.5-9.5								15000N		
7	SSH-A64165	SSH-A-0819	21.0	8.8-10.8								16000N		
8	SSH-A64185	SSH-A-0821	23.0	10.8-12.8										
9	SSH-A64205	SSH-A-0823	25.2	12.8-14.8										
10	SSH-A64225	SSH-A-0825	27.2	14.8-16.8										
11	SSH-A64245	SSH-A-0827	29.5	16.8-18.8										
12	SSH-A64265	SSH-A-0829	31.5	18.8-20.8										



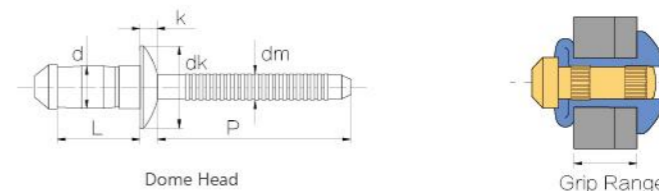
Scan to View Test Video
(Hem-Firm Type B L64165P)
In Youtube

Carbon Steel Hem-Firm Blind Rivet (B type)

Mandrel	Material	Carbon steel SWCH45K
	Surface	Zinc plated
Body	Material	Carbon steel 10B21
	Surface	Zinc plated



SSH-B



Dome Head

Grip Range

Units: mm

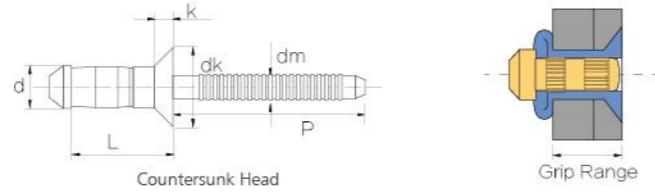
NO.	Part Number	Art. Code	L (+1/-0)	Grip Range	Rivet Size (d)	Head Dia [dk] (Max)	Head Height [k] (Max)	Mandrel Dia [dm] (Max)	Mandrel Reveal [P] (Min)	Hole Dia	Tensile ref.	Shear ref.	Breaking Load (Max)	Retention load (Min)									
1	SSH-B48090	L48090P	9.0	1.5-3.5	4.8	10.2	2.5	3.4	27.0	4.9-5.1	4400N	6000N	9000N	1000N									
2	SSH-B48115	L48115P	11.5	3.5-6.0								7500N											
3	SSH-B48140	L48140P	14.0	6.0-8.5								7800N											
4	SSH-B48165	L48165P	16.5	8.5-11.0																			
5	SSH-B48190	L48190P	19.0	11.0-13.5								6.4			13.4	3.5	4.2	30.0	6.6-6.8	7920N	15000N	1800N	
6	SSH-B64090	L64090P	9.0	1.5-3.5	7700N																		
7	SSH-B64105	L64105P	10.5	2.0-4.5	9450N																		
8	SSH-B64125	L64125P	12.5	3.5-6.5																			
9	SSH-B64145	L64145P	14.5	5.5-8.5	10800N																		
10	SSH-B64165	L64165P	16.5	7.5-10.5																			
11	SSH-B64185	L64185P	18.5	9.5-12.5																			
12	SSH-B64205	L64205P	20.5	11.0-14.0	7.8	18.0	4.2	5.2	32.0	8.1-8.3	11500N		23000N	2500N									
13	SSH-B64225	L64225P	22.5	13.0-16.0																			15500N
14	SSH-B64245	L64245P	24.5	14.5-18.0																			18000N
15	SSH-B64265	L64265P	26.5	16.5-20.0																			
16	SSH-B64285	L64285P	28.5	18.5-22.0																			9.8
17	SSH-B64305	L64305P	30.5	20.5-24.0																			
18	SSH-B64325	L64325P	32.5	22.5-26.0																			
19	SSH-B78135	L78135P	13.5	4.0-7.0																			
20	SSH-B78165	L78165P	16.5	7.0-10.0	9.8	20.0	4.8	6.2	36.0	10.0-10.4	12740N	21500N	33000N	3000N									
21	SSH-B78195	L78195P	19.5	10.0-13.0																			
22	SSH-B78225	L78225P	22.5	13.0-16.0																			
23	SSH-B98165	L98165P	16.5	4.0-7.0																			
24	SSH-B98195	L98195P	19.5	7.0-10.0	9.8	20.0	4.8	6.2	36.0	10.0-10.4	12740N	21500N	33000N	3000N									
25	SSH-B98225	L98225P	22.5	10.0-13.0																			
26	SSH-B98255	L98255P	25.5	13.0-16.0																			
27	SSH-B98285	L98285P	28.5	16.0-19.0																			
28	SSH-B98315	L98315P	31.5	19.0-22.0																			

Carbon Steel Hem-Firm Blind Rivet (B type)

Mandrel	Material	Carbon steel SWCH45K
	Surface	Zinc plated
Body	Material	Carbon steel 10B21
	Surface	Zinc plated



SSH-C-B

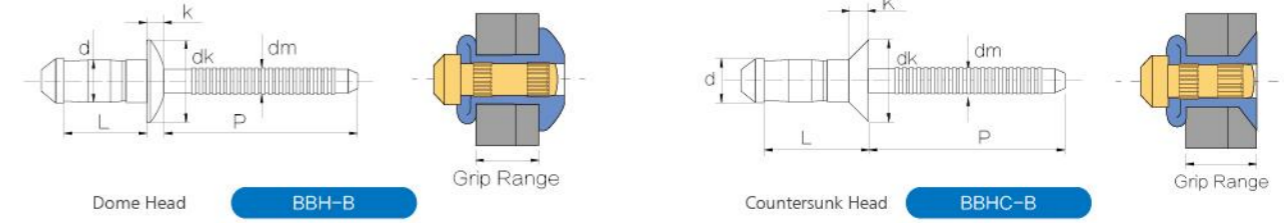


Units: mm

NO.	Part Number	Art. Code	L (+1/-0)	Grip Range	Rivet Size (d)	Head Dia [dk] (Max)	Head Height [k] (Max)	Mandrel Dia [dm] (Max)	Mandrel Reveal [P] (Min)	Hole Dia	Tensile ref.	Shear ref.	Breaking Load (Max)	Retention load (Min)
1	SSH-C-B48115	L48115K	11.5	3.5-6.0	4.8	9.0	2.3	3.4	27.0	4.9-5.1	3750N	5400N	9000N	1000N
2	SSH-C-B48140	L48140K	14.0	6.0-8.5										
3	SSH-C-B48165	L48165K	16.5	8.5-11.0										
4	SSH-C-B48190	L48190K	19.0	11.0-13.5										
5	SSH-C-B64115	L64115K	11.5	3.0-5.5	6.4	10.2	2.5	4.2	30.0	6.6-6.8	7920N	9450N	15000N	1800N
6	SSH-C-B64135	L64135K	13.5	4.5-7.5										
7	SSH-C-B64155	L64155K	15.5	6.5-9.5										
8	SSH-C-B64175	L64175K	17.5	8.5-11.5										
9	SSH-C-B64195	L64195K	19.5	10.0-13.0	12600N									
10	SSH-C-B64215	L64215K	21.5	12.0-15.0										
11	SSH-C-B64235	L64235K	23.5	14.0-17.0										

Stainless Steel Hem-Firm Blind Rivet (B type)

Mandrel	Material	304 Series stainless steel
	Surface	Natural polish
Body	Material	304 Series stainless steel
	Surface	Natural polish



Units: mm

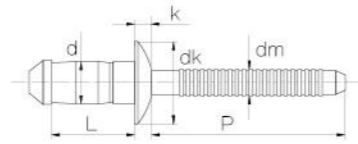
NO.	Part Number	Art. Code	L (+1/-0)	Grip Range	Rivet Size (d)	Head Dia [dk] (Max)	Head Height [k] (Max)	Mandrel Dia [dm] (Max)	Mandrel Reveal [P] (Min)	Hole Dia	Tensile ref.	Shear ref.	Breaking Load (Max)	Retention load (Min)
1	BBH-B48090	L48090P	9.0	1.5-3.5	4.8	10.2	2.5	3.4	28.0	4.9-5.1	4900N	6000N	9500N	800N
2	BBH-B48115	L48115P	11.5	3.5-6.0										
3	BBH-B48140	L48140P	14.0	6.0-8.5										
4	BBH-B48165	L48165P	16.5	8.5-11.0										
5	BBH-B48190	L48190P	19.0	11.0-13.5	6.4	13.4	3.5	4.2	30.0	6.6-6.8	8300N	14000N	16000N	1200N
6	BBH-B64090	L64090P	9.0	1.5-3.5										
7	BBH-B64105	L64105P	10.5	2.0-4.5										
8	BBH-B64125	L64125P	12.5	3.5-6.5										
9	BBH-B64145	L64145P	14.5	5.5-8.5										
10	BBH-B64165	L64165P	16.5	7.5-10.5										
11	BBH-B64185	L64185P	18.5	9.5-12.5										
12	BBH-B64205	L64205P	20.5	11.0-14.0										
13	BBH-B64225	L64225P	22.5	13.0-16.0										
14	BBH-B64245	L64245P	24.5	14.5-18.0										
15	BBH-B64265	L64265P	26.5	16.5-20.0										
16	BBH-B78135	L78135P	13.5	4.0-7.0	7.8	18.0	4.2	5.2	32.0	8.1-8.3	12500N	20500N	22000N	1800N
17	BBH-B78165	L78165P	16.5	7.0-10.0										
18	BBH-B78195	L78195P	19.5	9.0-12.0										
19	BBH-B78225	L78225P	22.5	13.0-16.0										
20	BBHC-B64135	LN64135K	13.5	4.5-7.5	6.4	10.2	2.5	4.2	30.0	6.6-6.8	8300N	10700N	16000N	1200N
21	BBHC-B64155	LN64155K	15.5	6.5-9.5										
22	BBHC-B64175	LN64175K	17.5	8.5-11.5										

Aluminum Hem-Firm Blind Rivet (B type)

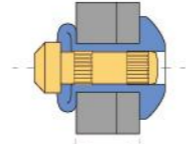
Mandrel	Material	Aluminum
	Surface	Natural Polish
Body	Material	Aluminum
	Surface	Natural Polish



AAH-B



Dome Head



Grip Range

Units: mm

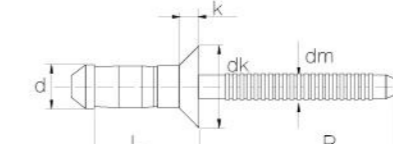
NO.	Part Number	Art. Code	L (+1/-0)	Grip Range	Rivet Size (d)	Head Dia [dk] (Max)	Head Height [k] (Max)	Mandrel Dia [dm] (Max)	Mandrel Reveal [P] (Min)	Hole Dia	Tensile ref.	Shear ref.	Breaking Load (Max)	Retention load (Min)
1	AAH-B48090	L48090P	9.0	1.5-3.5	4.8	10.2	2.5	3.4	28.0	4.9-5.1	1600N	1700N	5000N	700N
2	AAH-B48115	L48115P	11.5	3.5-6.0										
3	AAH-B48140	L48140P	14.0	6.0-8.5										
4	AAH-B48165	L48165P	16.5	8.5-11.0										
5	AAH-B48190	L48190P	19.0	11.0-13.5										
6	AAH-B64090	L64090P	9.0	1.5-3.5	6.4	13.4	3.5	4.2	30.0	6.6-6.8	3400N	4200N	7500N	1200N
7	AAH-B64105	L64105P	10.5	2.5-4.5										
8	AAH-B64125	L64125P	12.5	4.0-6.5										
9	AAH-B64145	L64145P	14.5	6.0-8.5										
10	AAH-B64165	L64165P	16.5	7.5-10.5										
11	AAH-B64185	L64185P	18.5	9.5-12.5										
12	AAH-B64205	L64205P	20.5	11.0-14.0										
13	AAH-B64225	L64225P	22.5	13.0-16.0										
14	AAH-B64245	L64245P	24.5	15.0-18.0										
15	AAH-B64265	L64265P	26.5	17.0-20.0										
16	AAH-B78135	L78135P	13.5	4.0-7.0	7.8	18.0	4.2	5.2	31.0	8.1-8.3	5800N	7800N	9500N	1800N
17	AAH-B78165	L78165P	16.5	7.0-10.0										
18	AAH-B78195	L78195P	19.5	10.0-13.0										
19	AAH-B78225	L78225P	22.5	13.0-16.0										

Aluminum Hem-Firm Blind Rivet (B type)

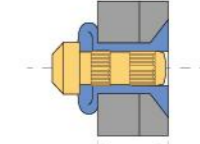
Mandrel	Material	Aluminum
	Surface	Natural Polish
Body	Material	Aluminum
	Surface	Natural Polish



AAHC-B



Countersunk Head



Grip Range

Units: mm

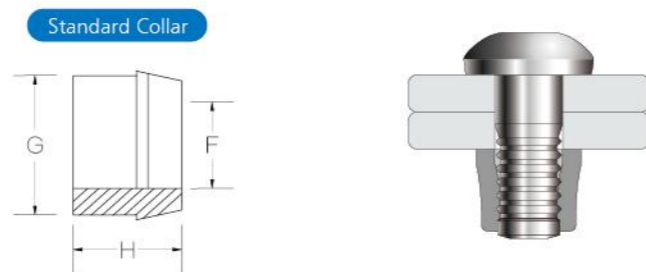
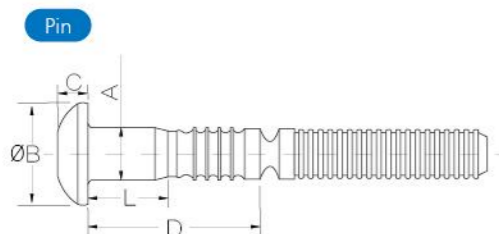
NO.	Part Number	Art. Code	L (+1/-0)	Grip Range	Rivet Size (d)	Head Dia [dk] (Max)	Head Height [k] (Max)	Mandrel Dia [dm] (Max)	Mandrel Reveal [P] (Min)	Hole Dia	Tensile ref.	Shear ref.	Breaking Load (Max)	Retention load (Min)
1	AAHC-B64115	LH64115K	11.5	3.5-5.5	6.4	10.2	2.5	4.2	30.0	6.6-6.8	3400N	4200N	7500N	1200N
2	AAHC-B64135	LH64135K	13.5	5.0-7.5										
3	AAHC-B64155	LH64155K	15.5	7.0-9.5										
4	AAHC-B64175	LH64175K	17.5	8.5-11.5	6.4	10.2	2.5	4.2	30.0	6.6-6.8	3400N	4900N	7500N	1200N
5	AAHC-B64195	LH64195K	19.5	10.5-13.5										
6	AAHC-B64215	LH64215K	21.5	12.0-15.0										
7	AAHC-B64235	LH64235K	23.5	14.0-17.0										
8	AAHC-B64255	LH64255K	25.5	16.0-19.0										
9	AAHC-B64275	LH64275K	27.5	18.0-21.0	6.4	10.2	2.5	4.2	30.0	6.6-6.8	3400N	4900N	7500N	1200N



Scan to View Test Video
(Carbon Steel High Strength Lockbolt R8-4)
In Youtube

Carbon Steel High Strength Lockbolt System

Mandrel	Material	Carbon steel
	Surface	Green trivalent electroplating blue white zinc
Body	Material	Carbon steel
	Surface	Green trivalent electroplating blue white zinc



Units: mm

Pin		Grip Range		Hole Size	A	B	C	D	L	Standard Collar			Tensile	Shear
Part No.	Art. Code	Min	Max							Ref	Ref	F		
SLBP48130	SLBP-R6-4	4.8	7.9	5.1	4.9 (±0.2)	9.5 (±0.5)	3.0 (±0.4)	13.0	6.0	4.9	8.05	6.0	7500N	7800N
SLBP48150	SLBP-R6-5	6.4	9.5					15.0	8.0					
SLBP48170	SLBP-R6-6	7.9	11.1					17.0	10.0					
SLBP48180	SLBP-R6-7	9.5	12.7					18.0	11.0					
SLBP48200	SLBP-R6-8	11.1	14.3					20.0	13.0					
SLBP48210	SLBP-R6-9	12.7	15.9					21.0	14.0					
SLBP48230	SLBP-R6-10	14.3	17.5					23.0	16.0					
SLBP48240	SLBP-R6-11	15.9	19.1					24.0	17.0					
SLBP48260	SLBP-R6-12	17.5	20.7					26.0	19.0					
SLBP48280	SLBP-R6-13	19.1	22.2					28.0	21.0					
SLBP48290	SLBP-R6-14	20.7	23.8					29.0	22.0					
SLBP48310	SLBP-R6-15	22.2	25.4					31.0	24.0					
SLBP48320	SLBP-R6-16	23.8	27.0					32.0	25.0					

Units: mm

Pin		Grip Range		Hole Size	A	B	C	D	L	Standard Collar			Tensile	Shear
Part No.	Art. Code	Min	Max							Ref	Ref	F		
SLBP64125	SLBP-R8-2	1.6	4.8	6.6	6.4 (±0.2)	12.2 (±0.5)	3.2 (±0.4)	12.5	3.0	6.4	10.15	7.9	12500N	13500N
SLBP64145	SLBP-R8-3	3.2	6.4					14.5	5.0					
SLBP64155	SLBP-R8-4	4.8	7.9					15.5	6.0					
SLBP64175	SLBP-R8-5	6.4	9.5					17.5	8.0					
SLBP64195	SLBP-R8-6	7.9	11.1					19.5	10.0					
SLBP64205	SLBP-R8-7	9.5	12.7					20.5	11.0					
SLBP64225	SLBP-R8-8	11.1	14.3					22.5	13.0					
SLBP64235	SLBP-R8-9	12.7	15.9					23.5	14.0					
SLBP64255	SLBP-R8-10	14.3	17.5					25.5	16.0					
SLBP64265	SLBP-R8-11	15.9	19.1					26.5	17.0					
SLBP64285	SLBP-R8-12	17.5	20.7					28.5	19.0					
SLBP64305	SLBP-R8-13	19.1	22.2					30.5	21.0					
SLBP64315	SLBP-R8-14	20.7	23.8					31.5	22.0					
SLBP64335	SLBP-R8-15	22.2	25.4					33.5	24.0					
SLBP64345	SLBP-R8-16	23.8	27.0					34.5	25.0					
SLBP80191	SLBP-R10-4	3.2	9.5					8.2	8.1 (±0.2)					
SLBP80222	SLBP-R10-6	6.4	12.7	22.2	10.0									
SLBP80254	SLBP-R10-8	9.5	15.9	25.4	13.0									
SLBP80286	SLBP-R10-10	12.7	19.1	28.6	16.0									
SLBP80318	SLBP-R10-12	15.9	22.2	31.8	19.0									
SLBP80349	SLBP-R10-14	19.1	25.4	34.9	22.0									
SLBP80381	SLBP-R10-16	22.2	28.6	38.1	25.0									
SLBP80412	SLBP-R10-18	25.4	31.8	41.2	28.0									
SLBP80444	SLBP-R10-20	28.9	34.9	44.4	32.0									

Units: mm

Pin		Grip Range		Hole Size	A	B	C	D	L	Standard Collar			Tensile	Shear
Part No.	Art. Code	Min	Max					Ref	Ref	F	G	H		
SLBP96207	SLBP-R12-4	3.2	9.5	9.8	9.7 (±0.2)	19 (±1.0)	6.0 (±0.3)	20.7	6.0	9.6	15.2	12.0	30000N	31000N
SLBP96238	SLBP-R12-6	6.4	12.7					23.8	10.0					
SLBP96270	SLBP-R12-8	9.5	15.9					27.0	13.0					
SLBP96301	SLBP-R12-10	12.7	19.1					30.1	16.0					
SLBP96332	SLBP-R12-12	15.9	22.2					33.2	19.0					
SLBP96364	SLBP-R12-14	19.1	25.4					36.4	22.0					
SLBP96396	SLBP-R12-16	22.2	28.6					39.6	25.0					
SLBP96428	SLBP-R12-18	25.4	31.8					42.8	28.0					
SLBP96460	SLBP-R12-20	28.9	34.9					46.0	32.0					
SLBP130308	SLBP-R16-4	6.4	12.7					13.5	12.8 (±0.3)					
SLBP130371	SLBP-R16-8	12.7	19.1	37.1	12.0									
SLBP130435	SLBP-R16-12	19.1	25.4	43.5	18.0									
SLBP130499	SLBP-R16-16	25.4	31.8	49.9	24.0									
SLBP130562	SLBP-R16-20	31.8	38.1	56.2	31.0									
SLBP130626	SLBP-R16-24	38.1	44.5	62.6	37.0									
SLBP130689	SLBP-R16-28	44.5	50.8	68.9	44.0									
SLBP130753	SLBP-R16-32	50.8	57.1	75.3	50.0									
SLBP130816	SLBP-R16-36	57.1	63.5	81.6	57.0									
SLBP130880	SLBP-R16-40	63.5	69.9	88.0	63.0									
SLBP130943	SLBP-R16-44	69.9	76.2	94.3	70.0									
SLBP1301007	SLBP-R16-48	76.2	82.6	100.7	77.0									
SLBP1301070	SLBP-R16-52	82.6	89.0	107.0	83.0									

Units: mm

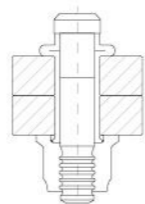
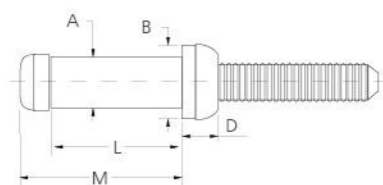
Pin		Grip Range		Hole Size	A	B	C	D	L	Standard Collar			Tensile	Shear
Part No.	Art. Code	Min	Max					Ref	Ref	F	G	H		
SLBP160364	SLBP-R20-4	6.4	12.7	17.0	16.0 (±0.3)	29.0 (±0.5)	10.0 (±0.5)	36.4	6.0	16.6	25.1	22.0	120000N	100000N
SLBP160428	SLBP-R20-8	12.7	19.1					42.8	12.0					
SLBP160491	SLBP-R20-12	19.1	25.4					49.1	18.0					
SLBP160555	SLBP-R20-16	25.4	31.8					55.5	24.0					
SLBP160618	SLBP-R20-20	31.8	38.1					61.8	31.0					
SLBP160681	SLBP-R20-24	38.1	44.5					68.1	37.0					
SLBP160745	SLBP-R20-28	44.5	50.8					74.5	44.0					
SLBP160809	SLBP-R20-32	50.8	57.1					80.9	50.0					
SLBP160872	SLBP-R20-36	57.1	63.5					87.2	57.0					
SLBP160936	SLBP-R20-40	63.5	69.9					93.6	63.0					
SLBP160999	SLBP-R20-44	69.9	76.2	99.9	70.0									
SLBP1601063	SLBP-R20-48	76.2	82.6	106.3	77.0									
SLBP1601126	SLBP-R20-52	82.6	89.0	112.6	83.0									
SLBP190386	SLBP-R24-4	6.4	12.7	20.5	19.2 (±0.3)	35.0 (±0.5)	12.0 (±0.5)	38.6	6.0	19.8	29.7	24.0	181800N	146900N
SLBP190449	SLBP-R24-8	12.7	19.1					44.9	12.0					
SLBP190513	SLBP-R24-12	19.1	25.4					51.3	18.0					
SLBP190576	SLBP-R24-16	25.4	31.8					57.6	24.0					
SLBP190640	SLBP-R24-20	31.8	38.1					64.0	31.0					
SLBP190703	SLBP-R24-24	38.1	44.5					70.3	37.0					
SLBP190767	SLBP-R24-28	44.5	50.8					76.7	44.0					
SLBP190830	SLBP-R24-32	50.8	57.1					83.0	50.0					
SLBP190894	SLBP-R24-36	57.1	63.5					89.4	57.0					
SLBP190957	SLBP-R24-40	63.5	69.9					95.7	63.0					
SLBP1901021	SLBP-R24-44	69.9	76.2	102.1	70.0									
SLBP1901084	SLBP-R24-48	76.2	82.6	108.4	77.0									
SLBP1901148	SLBP-R24-52	82.6	89.0	114.8	83.0									
SLBP220488	SLBP-R28-8	12.7	19.1	23.5	22.3 (±0.3)	40.5 (±0.5)	13.9 (±0.5)	48.8	12.0	23.4	34.6	28.1	250000N	196000N
SLBP220551	SLBP-R28-12	19.1	25.4					55.1	18.0					
SLBP220615	SLBP-R28-16	25.4	31.8					61.5	24.0					
SLBP220678	SLBP-R28-20	31.8	38.1					67.8	31.0					
SLBP220742	SLBP-R28-24	38.1	44.5					74.2	37.0					
SLBP220805	SLBP-R28-28	44.5	50.8					80.5	44.0					
SLBP220869	SLBP-R28-32	50.8	57.1					86.9	50.0					
SLBP220932	SLBP-R28-36	57.1	63.5					93.2	57.0					
SLBP220996	SLBP-R28-40	63.5	69.9					99.6	63.0					
SLBP2201059	SLBP-R28-44	69.9	76.2					105.9	70.0					
SLBP2201123	SLBP-R28-48	76.2	82.6	112.3	77.0									
SLBP2201186	SLBP-R28-52	82.6	89.0	118.6	83.0									



Scan to View Test Video
(Carbon Steel Boom-Lock R8-6)
In Youtube

Carbon Steel Boom-Lock Blind Rivet

Mandrel	Material	Carbon steel
	Surface	Phosphated
Body	Material	Carbon steel
	Surface	Green trivalent electroplating blue white zinc



Units: mm

Part Number	Diameter	Art. Code	Grip Range		Drill Diameter		A	B	D	L	M	Shear Force ref.	Tensile Force ref.
			Min	Max	Min	Max							
SSBOOM48095	4.8 (3/16")	SSBOOM-00602	2.4	4.0	5.3	5.65	5.2	7.4	4.95	9.5	12.7	12400N	8000N
SSBOOM48111		SSBOOM-00603	4.0	5.6						11.1	14.3		
SSBOOM48127		SSBOOM-00604	5.6	7.2						12.7	15.9		
SSBOOM48143		SSBOOM-00605	7.8	8.8						14.3	17.5		
SSBOOM48159		SSBOOM-00606	8.8	10.3						15.9	19.1		
SSBOOM48175		SSBOOM-00607	10.3	11.9						17.5	20.6		
SSBOOM48190		SSBOOM-00608	11.9	13.5						19.0	22.2		
SSBOOM48206		SSBOOM-00609	13.5	15.1						20.6	23.8		
SSBOOM48222		SSBOOM-00610	15.1	16.7						22.2	25.4		
SSBOOM48238		SSBOOM-00611	16.7	18.3						23.8	27.0		
SSBOOM48254		SSBOOM-00612	18.3	19.9						25.4	28.6		
SSBOOM64116		6.4 (1/4")	SSBOOM-00802	2.8						4.0	7.1		
SSBOOM64132	SSBOOM-00803		4.0	5.6	13.2	17.3							
SSBOOM64148	SSBOOM-00804		5.6	7.2	14.8	18.9							
SSBOOM64164	SSBOOM-00805		7.2	8.8	16.4	20.5							
SSBOOM64180	SSBOOM-00806		8.8	10.3	18.0	22.1							
SSBOOM64196	SSBOOM-00807		10.3	11.9	19.6	23.7							
SSBOOM64212	SSBOOM-00808		11.9	13.5	21.2	25.3							
SSBOOM64228	SSBOOM-00809		13.5	15.1	22.8	26.9							
SSBOOM64243	SSBOOM-00810		15.1	16.7	24.3	28.5							
SSBOOM64259	SSBOOM-00811		16.7	18.3	25.0	30.0							
SSBOOM64275	SSBOOM-00812		18.3	19.9	27.5	31.6							

Units: mm

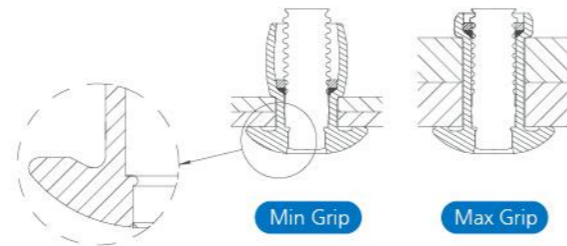
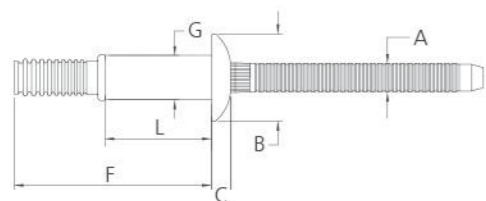
Part Number	Diameter	Art. Code	Grip Range		Drill Diameter		A	B	D	L	M	Shear Force ref.	Tensile Force ref.						
			Min	Max	Min	Max													
SSBOOM80176	8.0 (5/16")	SSBOOM-01004	4.8	7.9	8.85	9.35	8.75	12.4	7.3	17.6	21.6	35800N	23100N						
SSBOOM80208		SSBOOM-01006	7.9	11.1						20.8	25.4								
SSBOOM80240		SSBOOM-01008	11.1	14.3						24.0	28.6								
SSBOOM80271		SSBOOM-01010	14.3	17.5						27.1	31.8								
SSBOOM80303		SSBOOM-01012	17.5	20.6						30.3	34.9								
SSBOOM80335		SSBOOM-01014	20.6	23.8						33.5	38.1								
SSBOOM80367		SSBOOM-01016	23.8	27.0						36.7	41.3								
SSBOOM100194		SSBOOM-01204	4.8	7.9						10.5	11.05			10.45	14.7	8.3	19.4	24.6	49400N
SSBOOM100226	SSBOOM-01206	7.9	11.1	22.6	27.8														
SSBOOM100258	SSBOOM-01208	11.1	14.3	25.8	31.0														
SSBOOM100289	SSBOOM-01210	14.3	17.5	28.9	34.1														
SSBOOM100321	SSBOOM-01212	17.5	20.6	32.1	37.3														
SSBOOM100353	SSBOOM-01214	20.6	23.8	35.3	40.5														
SSBOOM100385	SSBOOM-01216	23.8	27.0	38.5	43.7														
SSBOOM100416	SSBOOM-01218	27.0	30.2	41.6	46.8														
SSBOOM100448	SSBOOM-01220	30.2	33.3	44.8	50.0														
SSBOOM127254	SSBOOM-01604	6.4	9.5	13.9	14.75	13.8	19.2	11.2	25.4			32.2	89600N				57800N		
SSBOOM127285	SSBOOM-01606	9.5	12.7						28.5			35.3							
SSBOOM127317	SSBOOM-01608	12.7	15.9						31.7			38.5							
SSBOOM127349	SSBOOM-01610	15.9	19.1						34.9	41.7									
SSBOOM127381	SSBOOM-01612	19.1	22.2						38.1	44.9									
SSBOOM127412	SSBOOM-01614	22.2	25.4						41.2	48.0									
SSBOOM127444	SSBOOM-01616	25.4	28.6						44.4	51.2									
SSBOOM127476	SSBOOM-01618	28.6	31.8						47.6	54.0									
SSBOOM127508	SSBOOM-01620	31.8	34.9						50.8	57.6									
SSBOOM127539	SSBOOM-01622	34.9	38.1						53.9	60.7									
SSBOOM127571	SSBOOM-01624	38.1	41.3						57.1	63.9									



Scan to View Test Video (Rivlok R8-7) In Youtube

Rivlok Double-locking System

Mandrel	Material	Carbon steel
	Surface	Green trivalent electroplating blue white zinc
Body	Material	Carbon steel
	Surface	Green trivalent electroplating blue white zinc



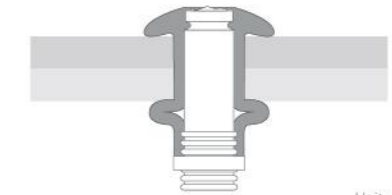
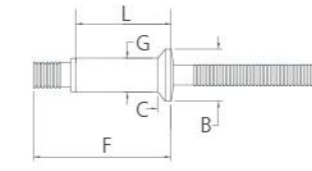
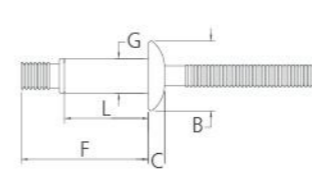
Units: mm

Part No.	Art. Code	Grip Range		Hole Size		A	B		C		L	F	G		Tensile	Shear	RETENTION
		Min	Max	Min	Max		Min	Max	Min	Max							
(Dome Head)																	
SSNLK48116	SNLK-R6-5	1.60	7.90	4.90	5.10	3.10	8.80	9.90	/	3.05	11.60	22.90	4.65	4.85	4400N	8400N	660N
SSNLK48148	SSNLK-R6-7	4.75	11.10														
SSNLK64142	SSNLK-R8-6	2.50	9.50	6.70	6.90	4.20	12.50	13.50	2.80	3.20	20.60	33.30	6.35	6.60	8400N	15500N	1700N
SSNLK64158	SSNLK-R8-7	4.75	11.10														
SSNLK64206	SSNLK-R8-10	9.50	15.90														
SSNLK64237	SSNLK-R8-12	12.70	19.10	6.60	6.90	4.20	13.50	15.00	2.80	3.20	20.60	33.30	6.35	6.60	8400N	15500N	1700N
SSNLK64269	SSNLK-R8-14	15.90	22.20														
(Truss Head)																	
SSNLKTF6414214	SSNLKTF-R8-6	2.50	9.50	6.60	6.90	4.20	13.50	15.00	2.80	3.20	20.60	33.30	6.35	6.60	8400N	15500N	1700N
SSNLKTF6415814	SSNLKTF-R8-7	4.75	11.10														
SSNLKTF6420614	SSNLKTF-R8-10	9.50	15.90														
SSNLKTF6423714	SSNLKTF-R8-12	12.70	19.10	6.60	6.90	4.20	13.50	15.00	2.80	3.20	20.60	33.30	6.35	6.60	8400N	15500N	1700N
SSNLKTF6426914	SSNLKTF-R8-14	15.90	22.20														



Scan to View Test Video (Rivbulb R8-M6) In Youtube

Rivbulb Double-locking System



Units: mm

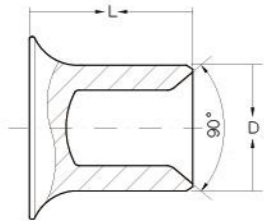
Part No.	Art. Code	Grip Range		Hole Size		B	C	L	F	G	Tensile	Shear	RETENTION
		Min	Max	Min	Max								
(Dome Head)													
SSHBU48083	SSHBU-R6-M2	1.90	2.80	4.90	5.10	9.80	2.60	8.30	15.00	4.75	4600N	7500N	660N
SSHBU48093	SSHBU-R6-M3	2.20	3.80										
SSHBU48103	SSHBU-R6-M4	3.20	4.80										
SSHBU48113	SSHBU-R6-M5	4.20	5.80										
SSHBU48123	SSHBU-R6-M6	5.20	6.80										
SSHBU48133	SSHBU-R6-M7	6.20	7.80										
SSHBU48143	SSHBU-R6-M8	7.20	8.80										
SSHBU48153	SSHBU-R6-M9	8.20	9.80										
SSHBU48163	SSHBU-R6-M10	9.20	10.80										
SSHBU64111	SSHBU-R8-M2	1.50	3.50										
SSHBU64124	SSHBU-R8-M3	2.80	4.80										
SSHBU64134	SSHBU-R8-M4	3.80	5.80										
SSHBU64144	SSHBU-R8-M5	4.80	6.80										
SSHBU64154	SSHBU-R8-M6	5.80	7.80										
SSHBU64164	SSHBU-R8-M7	6.80	8.80										
SSHBU64174	SSHBU-R8-M8	7.80	9.80										
SSHBU64184	SSHBU-R8-M9	8.80	10.80										
SSHBU64194	SSHBU-R8-M10	9.80	11.80										
SSHBU64204	SSHBU-R8-M11	10.80	12.80										
SSHBU64214	SSHBU-R8-M12	11.80	13.80	8.30	8.60	16.60	3.90	15.80	28.30	8.00	13000N	22000N	2000N
SSHBU64224	SSHBU-R8-M13	12.80	14.80										
SSHBU80158	SSHBU-R10-3	3.80	6.40										
SSHBU80170	SSHBU-R10-4	5.10	7.60										
SSHBU80183	SSHBU-R10-5	6.40	8.90										
SSHBU80196	SSHBU-R10-6	7.60	10.20										
SSHBU80208	SSHBU-R10-7	8.90	11.40										
SSHBU80221	SSHBU-R10-8	10.20	12.70										
SSHBU80234	SSHBU-R10-9	11.40	14.00										
SSHBU80246	SSHBU-R10-10	12.70	15.20										
(CSK Head)													
SSHBUC64134	SSHBUC-R8-M4	3.80	5.80	6.60	6.90	10.40	3.30	13.40	22.00	6.40	8400N	15500N	1300N
SSHBUC64144	SSHBUC-R8-M5	4.80	6.80										
SSHBUC64154	SSHBUC-R8-M6	5.80	7.80										
SSHBUC64164	SSHBUC-R8-M7	6.80	8.80										
SSHBUC64184	SSHBUC-R8-M9	8.80	10.80										
SSHBUC64194	SSHBUC-R8-M10	9.80	11.80										
SSHBUC64224	SSHBUC-R8-M13	12.80	14.80										
SSHBUC80196	SSHBUC-R10-5	6.40	8.90										
SSHBUC80208	SSHBUC-R10-6	7.60	10.20										
SSHBUC80221	SSHBUC-R10-7	8.90	11.40										
SSHBUC80234	SSHBUC-R10-8	10.20	12.70	8.30	8.60	11.70	4.10	24.60	36.90	8.00	13000N	22000N	2000N
SSHBUC80246	SSHBUC-R10-9	11.40	14.00										
SSHBUC80259	SSHBUC-R10-10	12.70	15.20										
SSHBUC80272	SSHBUC-R10-11	14.00	16.50										
SSHBUC80285	SSHBUC-R10-12	15.20	17.80										
SSHBUC80297	SSHBUC-R10-13	16.50	19.10										




Scan to View Test Video
(Carbon Steel Self Piercing Rivet 5.3x8.5)
In Youtube

Carbon Steel Self Piercing Rivet

Material Carbon steel
Surface Zinc plated



"C", "J", "K" Series
Fully Radiused CSK "A" Style

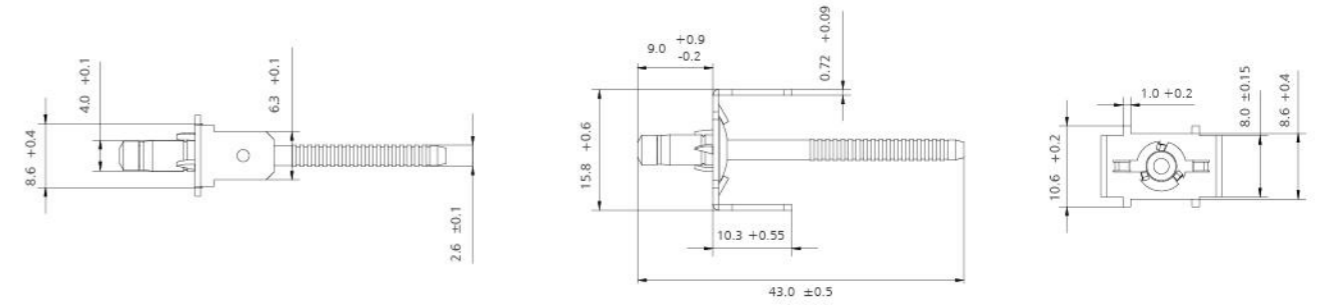


Units: mm

No.	Part Number	Size	D	L	Applicable Products (unit mm)	Quantity
01	SSPRA53040	5.3x4	5.3	4	0.8+1 (Steel or aluminum)	5000 Only / disk
02	SSPRA53050	5.3x5	5.3	5	0.8+1 (Steel or aluminum)/ 1+1.5 (Steel or aluminum)	5000 Only / disk
03	SSPRA53055	5.3x5.5	5.3	5.5	1+1 (Steel or aluminum)/ 1+1.5 (Steel or aluminum)/ 1.5+1.5 (Steel or aluminum)	5000 Only / disk
04	SSPRA53060	5.3x6.0	5.3	6	1.5+1.5 (Steel or aluminum)/ 1.5+2 (Steel or aluminum)	5000 Only / disk
05	SSPRA53065	5.3x6.5	5.3	6.5	1.5+2 (Steel or aluminum)/ 1.5+2.5 (Steel or aluminum)/ 2+2 (Steel or aluminum)	5000 Only / disk
06	SSPRA53070	5.3x7.0	5.3	7	2+2.5 (Steel or aluminum)/ 1.5+2.5 (Steel or aluminum)/ 2+2 (Steel or aluminum)	5000 Only / disk
07	SSPRA53075	5.3x7.5	5.3	7.5	1.5+2.5 (Steel or aluminum)/ 2.5+2.5 (Steel or aluminum)/ 2+2 (Steel or aluminum)	5000 Only / disk
08	SSPRA53080	5.3x8.0	5.3	8	2.5+2.5 (Steel or aluminum)/ 2.5+3 (Steel or aluminum)	5000 Only / disk
09	SSPRA53090	5.3x9.0	5.3	9	3+3 (Steel or aluminum)/ 3+3.5 (Steel or aluminum)	5000 Only / disk
10	SSPRA53100	5.3x10.0	5.3	10	3+4 (Steel or aluminum)/ 3+4.5 (Steel or aluminum)	5000 Only / disk
11	SSPRA53120	5.3x12.0	5.3	12	5+5 (Steel or aluminum)/ 4.5+4.5 (Steel or aluminum)	4000 Only / disk
12	SSPRA33035	3.3x3.5	3.3	3.5	1+1 (Steel or aluminum)	10000 Only / disk
13	SSPRA33040	3.3x4.0	3.3	4	1+1 (Steel or aluminum)	10000 Only / disk
14	SSPRA33050	3.3x5.0	3.3	5	1+1 (Steel or aluminum)/ 1+1.5 (Steel or aluminum)/ 1.5+1.5 (Steel or aluminum)	10000 Only / disk
15	SSPRA33060	3.3x6.0	3.3	6	1.5+1.5 (Steel or aluminum)/ 1.5+2 (Steel or aluminum)	10000 Only / disk

Carbon steel Ground Rivet

Mandrel Material Carbon steel
Surface Zinc plated
Body Material Carbon steel
Surface Zinc plated
Tab Material Brass



Units: mm

Diameter	Grip Range		Hole Size	Part No.
	Min	max		
4.0 (5/32")	0.6	1.5	5.2	SSPGR40060

Aluminium / Steel Grooved Type

Mandrel	Material	Aluminium
	Surface	Zinc plated
Body	Material	Steel
	Surface	Polished



ASG



Units: mm

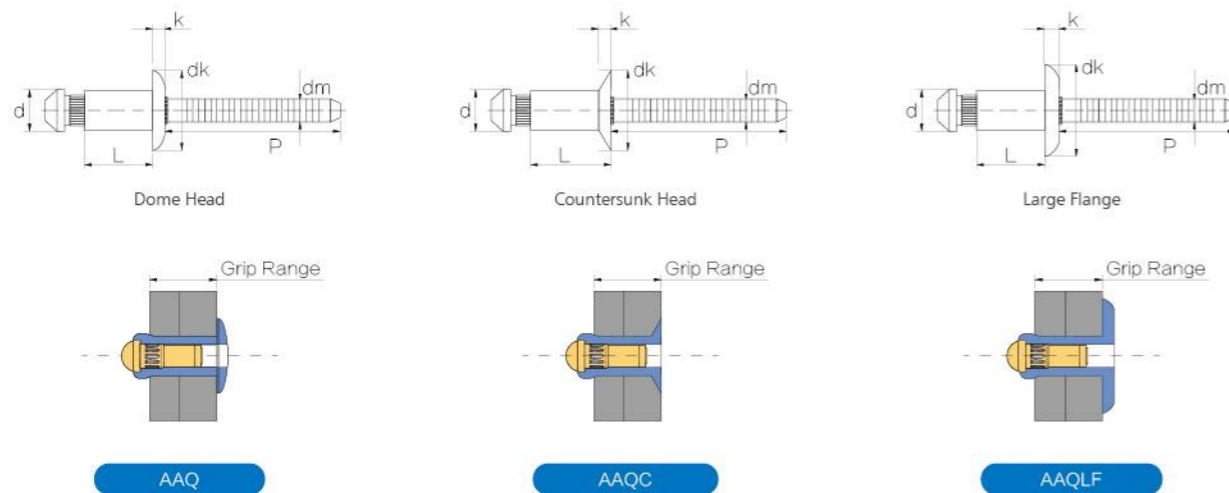
Diameter [d]	Part No.	Size	Body Length [L] (nom.)	Grip Range (min.)	dk	k	Mandrel Dia [dm] (max.)	Mandrel Reveal [P] (max.)	Typical Ultimate Strength	
									Tensile	Shear
3.2 (1/8")	ASG32100	3.4-3.5	10.0	13.5	6.7	1.3	2.0	27.0	700N	500N
	ASG32120		12.0	15.5						
	ASG32140		14.0	17.5						

Units: mm

Diameter [d]	Part No.	Size	Body Length [L] (nom.)	Grip Range (min.)	dk	k	Mandrel Dia [dm] (max.)	Mandrel Reveal [P] (max.)	Typical Ultimate Strength	
									Tensile	Shear
4.0 (5/32")	ASG40080	4.2-4.4	8.0	12.0	8.4	1.7	2.5	27.0	1200N	850N
	ASG40100		10.0	14.0						
	ASG40120		12.0	16.0						
	ASG40140		14.0	18.0						
	ASG40160		16.0	20.0						
	ASG40180		18.0	22.0						
4.8 (3/16")	ASG48080	5.1-5.2	8.0	12.5	10.1	2.0	3.0	27.0	1800N	1500N
	ASG48100		10.0	14.5						
	ASG48120		12.0	16.5						
	ASG48140		14.0	18.5						
	ASG48160		16.0	20.5						
	ASG48180		18.0	22.5						
	ASG48200		20.0	24.5						
ASG48250	25.0	29.5								
ASG48300	30.0	34.5								

Q-Lock Blind Rivet (All aluminum)

Mandrel	Material	Aluminum
	Surface	Natural Polish
Body	Material	Aluminum
	Surface	Natural Polish



Units: mm

Diameter [d]	Part No.	Art.Code	Size	Body Length [L] (Max.)	Grip Range			Drill	Dome Head		Csk Head		Large Head		Mandrel Dia [dm] (Ref.)	Mandrel Reveal [P] (Min.)	Typical Ultimate Strength	
					Min.	Mid.	Max.		dk	K (Max.)	dk	K (Ref.)	dk	K (Max.)			Tensile	Shear
3.2(1/8")	AAQ32070 AAQC32070 AAQLF3207010	AAQ0402 AAQC0402 AAQLF0402	3.2×7.0	7.0	1.60	2.36	3.18	3.3-3.4	6.3 (±0.4)	1.1	5.7 (±0.2)	0.8	9.5 (±0.4)	1.7	1.9	27.0	1100N	1000N
	AAQ32086 AAQC32086 AAQLF3208610	AAQ0403 AAQC0403 AAQLF0403	3.2×8.6	8.6	2.39	3.56	4.75											
	AAQ32102 AAQC32102 AAQLF3210210	AAQ0404 AAQC0404 AAQLF0404	3.2×10.2	10.2	3.20	4.75	6.35											
	AAQ32118 AAQC32118 AAQLF3211810	AAQ0405 AAQC0405 AAQLF0405	3.2×11.8	11.8	4.78	6.35	7.92											
	AAQ32136 AAQC32136 AAQLF3213610	AAQ0406 AAQC0406 AAQLF0406	3.2×13.6	13.6	6.38	7.92	9.53											
	AAQ32153 AAQC32153 AAQLF3215310	AAQ0407 AAQC0407 AAQLF0407	3.2×15.3	15.3	7.95	9.53	11.10											
	AAQ32171 AAQC32171 AAQLF3217110	AAQ0408 AAQC0408 AAQLF0408	3.2×17.1	17.1	9.55	11.10	12.70											

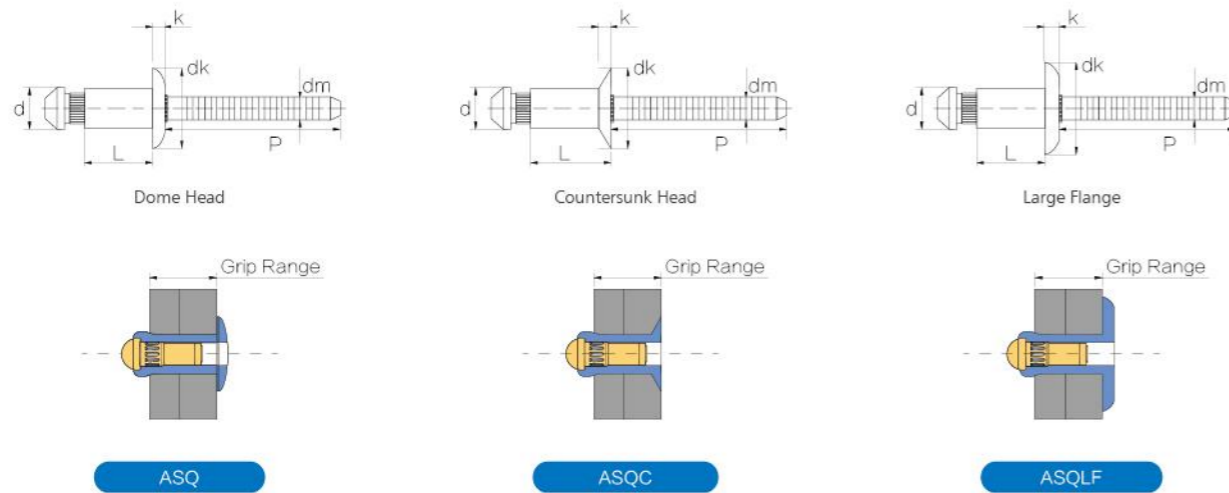
Optional:
 A. Stems break flush with rivet head at min. grip
 B. Stems break flush with rivet head at mid. grip

Diameter [d]	Part No.	Art.Code	Size	Body Length [L] (Max.)	Grip Range			Drill	Dome Head		Csk Head		Large Head		Mandrel Dia [dm] (Ref.)	Mandrel Reveal [P] (Min.)	Typical Ultimate Strength	
					Min.	Mid.	Max.		dk	K (Max.)	dk	K (Ref.)	dk	K (Max.)			Tensile	Shear
4.0(5/32")	AAQ40077 AAQC40077 AAQLF4007712	AAQ0502 AAQC0502 AAQLF0502	4.0×7.7	7.7	1.57	2.36	3.18	4.1-4.2	7.9 (±0.5)	1.3	7.1 (±0.2)	1.0	11.9 (±0.5)	1.9	2.4	27.0	1450N	1450N
	AAQ40108 AAQC40108 AAQLF4010812	AAQ0504 AAQC0504 AAQLF0504	4.0×10.8	10.8	3.20	4.75	6.35											
	AAQ40140 AAQC40140 AAQLF4014012	AAQ0506 AAQC0506 AAQLF0506	4.0×14.0	14.0	6.38	7.92	9.53											
	AAQ40177 AAQC40177 AAQLF4017712	AAQ0508 AAQC0508 AAQLF0508	4.0×17.7	17.7	9.55	11.10	12.70											
4.8(3/16")	AAQ48083 AAQC48083 AAQLF4808316	AAQ0602 AAQC0602 AAQLF0602	4.8×8.3	8.3	1.57	2.36	3.18	4.9-5.0	9.5 (±0.5)	1.5	8.7 (±0.2)	1.3	15.9 (±0.7)	2.4	2.9	27.0	2000N	2200N
	AAQ48115 AAQC48115 AAQLF4811516	AAQ0604 AAQC0604 AAQLF0604	4.8×11.5	11.5	3.20	4.75	6.35											
	AAQ48147 AAQC48147 AAQLF4814716	AAQ0606 AAQC0606 AAQLF0606	4.8×14.7	14.7	6.38	7.92	9.53											
	AAQ48178 AAQC48178 AAQLF4817816	AAQ0608 AAQC0608 AAQLF0608	4.8×17.8	17.8	9.55	11.10	12.70											
	AAQ48216 AAQC48216 AAQLF4821616	AAQ0610 AAQC0610 AAQLF0610	4.8×21.6	21.6	12.73	14.27	15.88											
	AAQ64096 AAQC64096 AAQLF6409619	AAQ0802 AAQC0802 AAQLF0802	6.4×9.6	9.6	1.57	2.36	3.18											
6.4(1/4")	AAQ64127 AAQC64127 AAQLF6412719	AAQ0804 AAQC0804 AAQLF0804	6.4×12.7	12.7	3.20	4.75	6.35	6.5-6.6	12.7 (±0.7)	2.0	11.9 (±0.2)	1.8	19.1 (±0.7)	2.8	3.8	30.0	3340N	3780N
	AAQ64159 AAQC64159 AAQLF6415919	AAQ0806 AAQC0806 AAQLF0806	6.4×15.9	15.9	6.38	7.92	9.53											
	AAQ64191 AAQC64191 AAQLF6419119	AAQ0808 AAQC0808 AAQLF0808	6.4×19.1	19.1	9.55	11.10	12.70											
	AAQ64229 AAQC64229 AAQLF6422919	AAQ0810 AAQC0810 AAQLF0810	6.4×22.9	22.9	12.73	14.27	15.88											

Optional:
 A. Stems break flush with rivet head at min. grip
 B. Stems break flush with rivet head at mid. grip

Q-Lock Blind Rivet (Aluminum & Carbon steel)

Mandrel	Material	Carbon steel
	Surface	Zinc plated
Body	Material	Aluminum
	Surface	Natural polish



Units: mm

Diameter [d]	Part No.	Art.Code	Size	Body Length [L] (Max.)	Grip Range			Drill	Dome Head		Csk Head		Large Head		Mandrel Dia [dm] (Ref.)	Mandrel Reveal [P] (Min.)	Typical Ultimate Strength	
					Min.	Mid.	Max.		dk	K (Max.)	dk	K (Ref.)	dk	K (Max.)			Tensile	Shear
3.2(1/8")	ASQ32070 ASQC32070 ASQLF3207010	ASQ0402 ASQC0402 ASQLF0402	3.2×7.0	7.0	1.60	2.36	3.18	3.3-3.4	6.3 (±0.4)	1.1	5.7 (±0.2)	0.8	9.5 (±0.4)	1.7	1.9	27.0	1450N	1560N
	ASQ32086 ASQC32086 ASQLF3208610	ASQ0403 ASQC0403 ASQLF0403	3.2×8.6	8.6	2.39	3.56	4.75											
	ASQ32102 ASQC32102 ASQLF3210210	ASQ0404 ASQC0404 ASQLF0404	3.2×10.2	10.2	3.20	4.75	6.35											
	ASQ32118 ASQC32118 ASQLF3211810	ASQ0405 ASQC0405 ASQLF0405	3.2×11.8	11.8	4.78	6.35	7.92											
	ASQ32136 ASQC32136 ASQLF3213610	ASQ0406 ASQC0406 ASQLF0406	3.2×13.6	13.6	6.38	7.92	9.53											
	ASQ32153 ASQC32153 ASQLF3215310	ASQ0407 ASQC0407 ASQLF0407	3.2×15.3	15.3	7.95	9.53	11.10											
ASQ32171 ASQC32171 ASQLF3217110	ASQ0408 ASQC0408 ASQLF0408	3.2×17.1	17.1	9.55	11.10	12.70												

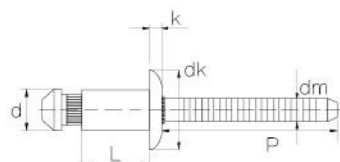
Optional:
 A. Stems break flush with rivet head at min. grip
 B. Stems break flush with rivet head at mid. grip

Diameter [d]	Part No.	Art.Code	Size	Body Length [L] (Max.)	Grip Range			Drill	Dome Head		Csk Head		Large Head		Mandrel Dia [dm] (Ref.)	Mandrel Reveal [P] (Min.)	Typical Ultimate Strength	
					Min.	Mid.	Max.		dk	K (Max.)	dk	K (Ref.)	dk	K (Max.)			Tensile	Shear
4.0(5/32")	ASQ40077 ASQC40077 ASQLF4007712	ASQ0502 ASQC0502 ASQLF0502	4.0×7.7	7.7	1.57	2.36	3.18	4.1-4.2	7.9 (±0.5)	1.3	7.1 (±0.2)	1.0	11.9 (±0.5)	1.9	2.4	27.0	2000N	2340N
	ASQ40092 ASQC40092 ASQLF4009212	ASQ0503 ASQC0503 ASQLF0503	4.0×9.2	9.2	2.39	3.56	4.75											
	ASQ40108 ASQC40108 ASQLF4010812	ASQ0504 ASQC0504 ASQLF0504	4.0×10.8	10.8	3.20	4.75	6.35											
	ASQ40140 ASQC40140 ASQLF4014012	ASQ0506 ASQC0506 ASQLF0506	4.0×14.0	14.0	6.38	7.92	9.53											
	ASQ40177 ASQC40177 ASQLF4017712	ASQ0508 ASQC0508 ASQLF0508	4.0×17.7	17.7	9.55	11.10	12.70											
4.8(3/16")	ASQ48083 ASQC48083 ASQLF4808316	ASQ0602 ASQC0602 ASQLF0602	4.8×8.3	8.3	1.57	2.36	3.18	4.9-5.0	9.5 (±0.5)	1.6	8.7 (±0.2)	1.3	15.9 (±0.7)	2.4	2.9	27.0	2890N	3340N
	ASQ48094 ASQC48094 ASQLF4809416	ASQ0603 ASQC0603 ASQLF0603	4.8×9.4	9.4	2.39	3.56	4.75											
	ASQ48115 ASQC48115 ASQLF4811516	ASQ0604 ASQC0604 ASQLF0604	4.8×11.5	11.5	3.20	4.75	6.35											
	ASQ48130 ASQC48130 ASQLF4813016	ASQ0605 ASQC0605 ASQLF0605	4.8×13.0	13.0	4.78	6.35	7.92											
	ASQ48147 ASQC48147 ASQLF4814716	ASQ0606 ASQC0606 ASQLF0606	4.8×14.7	14.7	6.38	7.92	9.53											
	ASQ48178 ASQC48178 ASQLF4817816	ASQ0608 ASQC0608 ASQLF0608	4.8×17.8	17.8	9.55	11.10	12.70											
6.4(1/4")	ASQ64096 ASQC64096 ASQLF6409619	ASQ0802 ASQC0802 ASQLF0802	6.4×9.6	9.6	1.57	2.36	3.18	6.5-6.6	12.7 (±0.7)	2.0	11.9 (±0.2)	1.8	19.1 (±0.7)	2.8	3.8	30.0	4670N	5560N
	ASQ64127 ASQC64127 ASQLF6412719	ASQ0804 ASQC0804 ASQLF0804	6.4×12.7	12.7	3.20	4.75	6.35											
	ASQ64159 ASQC64159 ASQLF6415919	ASQ0806 ASQC0806 ASQLF0806	6.4×15.9	15.9	6.38	7.92	9.53											
	ASQ64191 ASQC64191 ASQLF6419119	ASQ0808 ASQC0808 ASQLF0808	6.4×19.1	19.1	9.55	11.10	12.70											
	ASQ64229 ASQC64229 ASQLF6422919	ASQ0810 ASQC0810 ASQLF0810	6.4×22.9	22.9	12.73	14.27	15.88											

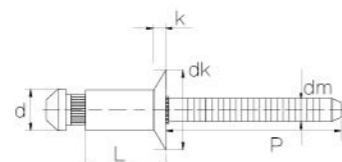
Optional:
 A. Stems break flush with rivet head at min. grip
 B. Stems break flush with rivet head at mid. grip

Q-Lock Blind Rivet (All carbon steel)

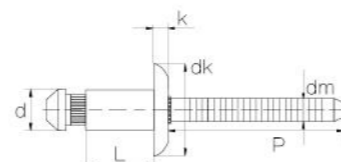
Mandrel	Material	Carbon steel
	Surface	Zinc plated
Body	Material	Carbon steel
	Surface	Zinc plated



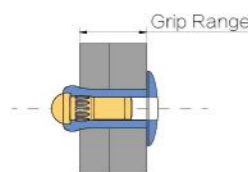
Dome Head



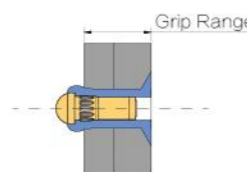
Countersunk Head



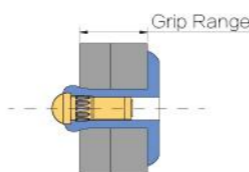
Large Flange



SSQ



SSQC



SSQLF

Units: mm

Diameter [d]	Part No.	Art.Code	Size	Body Length [L] (Max.)	Grip Range			Drill	Dome Head		Csk Head		Large Head		Mandrel Dia [dm] (Ref.)	Mandrel Reveal [P] (Min.)	Typical Ultimate Strength	
					Min.	Mid.	Max.		dk	K (Max.)	dk	K (Ref.)	dk	K (Max.)			Tensile	Shear
3.2(1/8")	SSQ32070 SSQC32070 SSQLF3207010	SSQ0402 SSQC0402 SSQLF0402	3.2×7.0	7.0	1.60	2.36	3.18	3.3-3.4	6.3 (±0.4)	1.1	5.7 (±0.2)	0.8	9.5 (±0.4)	1.7	1.9	27.0	1780N	2220N
	SSQ32086 SSQC32086 SSQLF3208610	SSQ0403 SSQC0403 SSQLF0403	3.2×8.6	8.6	2.39	3.56	4.75											
	SSQ32102 SSQC32102 SSQLF3210210	SSQ0404 SSQC0404 SSQLF0404	3.2×10.2	10.2	3.20	4.75	6.35											
	SSQ32118 SSQC32118 SSQLF3211810	SSQ0405 SSQC0405 SSQLF0405	3.2×11.8	11.8	4.78	6.35	7.92											
	SSQ32136 SSQC32136 SSQLF3213610	SSQ0406 SSQC0406 SSQLF0406	3.2×13.6	13.6	6.38	7.92	9.53											
	SSQ32153 SSQC32153 SSQLF3215310	SSQ0407 SSQC0407 SSQLF0407	3.2×15.3	15.3	7.95	9.53	11.10											
SSQ32171 SSQC32171 SSQLF3217110	SSQ0408 SSQC0408 SSQLF0408	3.2×17.1	17.1	9.55	11.10	12.70												

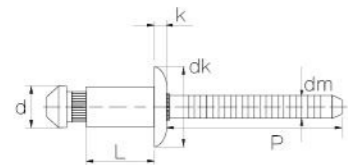
Optional:
 A. Stems break flush with rivet head at min. grip
 B. Stems break flush with rivet head at mid. grip

Diameter [d]	Part No.	Art.Code	Size	Body Length [L] (Max.)	Grip Range			Drill	Dome Head		Csk Head		Large Head		Mandrel Dia [dm] (Ref.)	Mandrel Reveal [P] (Min.)	Typical Ultimate Strength	
					Min.	Mid.	Max.		dk	K (Max.)	dk	K (Ref.)	dk	K (Max.)			Tensile	Shear
4.0(5/32")	SSQ40077 SSQC40077 SSQLF4007712	SSQ0502 SSQC0502 SSQLF0502	4.0×7.7	7.7	1.57	2.36	3.18	4.1-4.2	7.9 (±0.5)	1.3	7.1 (±0.2)	1.0	11.9 (±0.5)	1.9	2.4	27.0	2440N	3110N
	SSQ40092 SSQC40092 SSQLF4009212	SSQ0503 SSQC0503 SSQLF0503	4.0×9.2	9.2	2.39	3.56	4.75											
	SSQ40108 SSQC40108 SSQLF4010812	SSQ0504 SSQC0504 SSQLF0504	4.0×10.8	10.8	3.20	4.75	6.35											
	SSQ40124 SSQC40124 SSQLF4012412	SSQ0505 SSQC0505 SSQLF0505	4.0×12.4	12.4	4.78	6.35	7.92											
	SSQ40140 SSQC40140 SSQLF4014012	SSQ0506 SSQC0506 SSQLF0506	4.0×14.0	14.0	6.38	7.92	9.53											
	SSQ40177 SSQC40177 SSQLF4017712	SSQ0508 SSQC0508 SSQLF0508	4.0×17.7	17.7	9.55	11.10	12.70											
4.8(3/16")	SSQ48083 SSQC48083 SSQLF4808316	SSQ0602 SSQC0602 SSQLF0602	4.8×8.3	8.3	1.57	2.36	3.18	4.9-5.0	9.5 (±0.5)	1.5	8.7 (±0.2)	1.3	15.9 (±0.7)	2.4	2.9	27.0	3670N	4670N
	SSQ48098 SSQC48098 SSQLF4809416	SSQ0603 SSQC0603 SSQLF0603	4.8×9.8	9.8	1.65	3.2	4.75											
	SSQ48115 SSQC48115 SSQLF4811516	SSQ0604 SSQC0604 SSQLF0604	4.8×11.5	11.5	3.20	4.75	6.35											
	SSQ48130 SSQC48130 SSQLF4813016	SSQ0605 SSQC0605 SSQLF0605	4.8×13.0	13.0	4.78	6.35	7.92											
	SSQ48147 SSQC48147 SSQLF4814716	SSQ0606 SSQC0606 SSQLF0606	4.8×14.7	14.7	6.38	7.92	9.53											
	SSQ48178 SSQC48178 SSQLF4817816	SSQ0608 SSQC0608 SSQLF0608	4.8×17.8	17.8	9.55	11.10	12.70											
6.4(1/4")	SSQ64096 SSQC64096 SSQLF6409619	SSQ0802 SSQC0802 SSQLF0802	6.4×9.6	9.6	1.57	2.36	3.18	6.5-6.6	12.7 (±0.7)	2.0	11.9 (±0.2)	1.8	19.1 (±0.7)	2.8	3.8	30.0	6450N	7780N
	SSQ64127 SSQC64127 SSQLF6412719	SSQ0804 SSQC0804 SSQLF0804	6.4×12.7	12.7	3.20	4.75	6.35											
	SSQ64159 SSQC64159 SSQLF6415919	SSQ0806 SSQC0806 SSQLF0806	6.4×15.9	15.9	6.38	7.92	9.53											
	SSQ64191 SSQC64191 SSQLF6419119	SSQ0808 SSQC0808 SSQLF0808	6.4×19.1	19.1	9.55	11.10	12.70											
	SSQ64229 SSQC64229 SSQLF6422919	SSQ0810 SSQC0810 SSQLF0810	6.4×22.9	22.9	12.73	14.27	15.88											

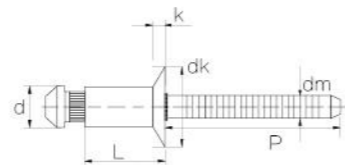
Optional:
 A. Stems break flush with rivet head at min. grip
 B. Stems break flush with rivet head at mid. grip

Q-Lock Blind Rivet (All stainless steel)

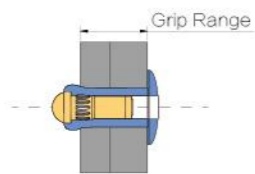
Mandrel	Material	Stainless steel
	Surface	Natural polish
Body	Material	Stainless steel
	Surface	Natural polish



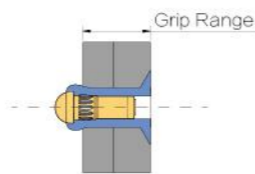
Dome Head



Countersunk Head



BBQ



BBQC

Units: mm

Diameter [d]	Part No.	Art.Code	Size	Body Length [L] (Max.)	Grip Range			Drill	Dome Head		Csk Head		Large Head	Mandrel Dia [dm] (Ref.)	Mandrel Reveal [P] (Min.)	Typical Ultimate Strength		
					Min.	Mid.	Max.		dk	K (Max.)	dk	K (Ref.)	dk			K (Max.)	Tensile	Shear
3.2(1/8")	BBQ32070 BBQC32070	BBQ0402 BBQC0402	3.2x7.0	7.0	1.60	2.36	3.18	3.3-3.4	6.3 (±0.4)	1.1	5.7 (±0.2)	0.8	/	/	1.9	27.0	2670N	3110N
	BBQ32086 BBQC32086	BBQ0403 BBQC0403	3.2x8.6	8.6	2.39	3.56	4.75											
	BBQ32102 BBQC32102	BBQ0404 BBQC0404	3.2x10.2	10.2	3.20	4.75	6.35											
	BBQ32118 BBQC32118	BBQ0405 BBQC0405	3.2x11.8	11.8	4.78	6.35	7.92											
	BBQ32136 BBQC32136	BBQ0406 BBQC0406	3.2x13.6	13.6	6.38	7.92	9.53											
BBQ32171 BBQC32171	BBQ0408 BBQC0408	3.2x17.1	17.1	9.55	11.10	12.70												

Optional:
 A. Stems break flush with rivet head at min. grip
 B. Stems break flush with rivet head at mid. grip

Units: mm

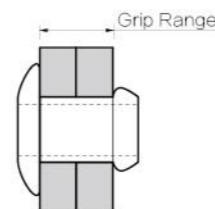
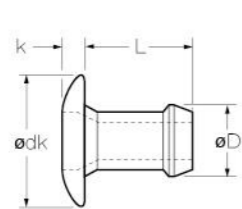
Diameter [d]	Part No.	Art.Code	Size	Body Length [L] (Max.)	Grip Range			Drill	Dome Head		Csk Head		Large Head		Mandrel Dia [dm] (Ref.)	Mandrel Reveal [P] (Min.)	Typical Ultimate Strength	
					Min.	Mid.	Max.		dk	K (max.)	dk	K (Ref.)	dk	K (max.)			Tensile	Shear
4.0(5/32")	BBQ40077 BBQC40077	BBQ0502 BBQC0502	4.0x7.7	7.7	1.57	2.36	3.18	4.1-4.2	7.9 (±0.5)	1.3	7.1 (±0.2)	1.0	/	/	2.4	27.0	4450N	4670N
	BBQ40092 BBQC40092	BBQ0503 BBQC0503	4.0x9.2	9.2	2.39	3.56	4.75											
	BBQ40108 BBQC40108	BBQ0504 BBQC0504	4.0x10.8	10.8	3.20	4.75	6.35											
	BBQ40140 BBQC40140	BBQ0506 BBQC0506	4.0x14.0	14.0	6.38	7.92	9.53											
	BBQ40177 BBQC40177	BBQ0508 BBQC0508	4.0x17.7	17.7	9.55	11.10	12.70											
4.8(3/16")	BBQ48083 BBQC48083	BBQ0602 BBQC0602	4.8x8.3	8.3	1.57	2.36	3.18	4.9-5.0	9.5 (±0.5)	1.5	8.7 (±0.2)	1.3	/	/	2.9	27.0	5780N	7340N
	BBQ48115 BBQC48115	BBQ0604 BBQC0604	4.8x11.5	11.5	3.20	4.75	6.35											
	BBQ48130 BBQC48130	BBQ0605 BBQC0605	4.8x13.0	13.0	4.78	6.35	7.92											
4.8(3/16")	BBQ48147 BBQC48147	BBQ0606 BBQC0606	4.8x14.7	14.7	6.38	7.92	9.53	6.5-6.6	12.7 (±0.7)	2.0	11.9 (±0.2)	1.8	/	/	3.8	30.0	10000N	10900N
	BBQ48178 BBQC48178	BBQ0608 BBQC0608	4.8x17.8	17.8	9.55	11.10	12.70											
	BBQ64127 BBQC64127	BBQ0804 BBQC0804	6.4x12.7	12.7	3.20	4.75	6.35											
6.4(1/4")	BBQ64159 BBQC64159	BBQ0806 BBQC0806	6.4x15.9	15.9	6.38	7.92	9.53	6.5-6.6	12.7 (±0.7)	2.0	11.9 (±0.2)	1.8	/	/	3.8	30.0	10000N	10900N
	BBQ64191 BBQC64191	BBQ0808 BBQC0808	6.4x19.1	19.1	9.55	11.10	12.70											

Optional:
 A. Stems break flush with rivet head at min. grip
 B. Stems break flush with rivet head at mid. grip

Aluminum Speed Rivet (BRV series)

Material Aluminum
Surface Natural polish

*Optional on request: Stainless steel & Brass



Units: mm

Size	Part No.	Art.Code	Grip Range	Drill	dk(Max.)	k(Max.)	Body Length [L](Max.)	D (Max.)	Shear	Tensile	Fasteners Per Pod
2.4 (3/32")	ASDR-BRV24040	ASDR-1801-0304	1.14-2.42	2.36-2.44	4.11	0.89	3.98	2.35	200N	400N	64
	ASDR-BRV24050	ASDR-1801-0306	2.15-3.43				5.00				52
	ASDR-BRV24060	ASDR-1801-0308	3.17-4.45				6.02				44
	ASDR-BRV24070	ASDR-1801-0310	4.19-5.47				7.04				38
	ASDR-BRV24080	ASDR-1801-0312	5.20-6.48				8.05				34
	ASDR-BRV24090	ASDR-1801-0314	6.22-7.50				9.07				30
	ASDR-BRV24096	ASDR-1801-0315	6.73-8.00				9.57				28
	ASDR-BRV24101	ASDR-1801-0316	7.24-8.51				10.08				27
	ASDR-BRV24106	ASDR-1801-0317	7.75-9.02				10.59				26
	3.2 (1/8")	ASDR-BRV32039	ASDR-1801-0403				0.64-1.91				3.26-3.34
ASDR-BRV32044		ASDR-1801-0404	1.14-2.42	4.37	58						
ASDR-BRV32049		ASDR-1801-0405	1.65-2.87	4.87	50						
ASDR-BRV32054		ASDR-1801-0406	2.15-3.43	5.39	48						
ASDR-BRV32064		ASDR-1801-0408	3.17-4.45	6.41	42						
ASDR-BRV32074		ASDR-1801-0410	4.19-5.47	7.42	37						
ASDR-BRV32084		ASDR-1801-0412	5.20-6.48	8.44	33						
ASDR-BRV32094		ASDR-1801-0414	6.22-7.50	9.45	29						
ASDR-BRV32105		ASDR-1801-0416	7.24-8.51	10.46	26						

Units: mm

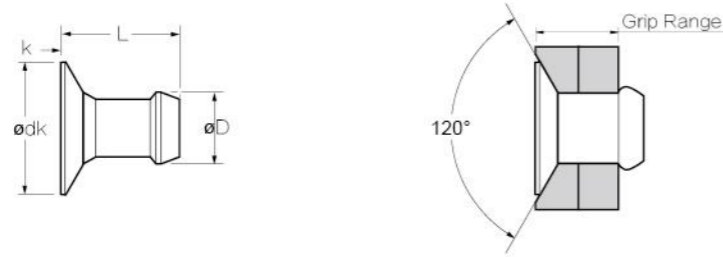
Size	Part No.	Art.Code	Grip Range	Drill	dk(Max.)	k(Max.)	Body Length [L](Max.)	D (Max.)	Shear	Tensile	Fasteners Per Pod							
4.0 (5/32")	ASDR-BRV40049	ASDR-1801-0505	1.57-2.93	3.97-4.04	8.18	0.99	4.91	3.88	1100N	1700N	52							
	ASDR-BRV40054	ASDR-1801-0506	2.15-3.43				5.41				49							
	ASDR-BRV40059	ASDR-1801-0507	2.66-3.94				5.92				44							
	ASDR-BRV40069	ASDR-1801-0509	3.68-4.96				6.94				39							
	ASDR-BRV40079	ASDR-1801-0511	4.69-5.97				7.95				34							
	ASDR-BRV40089	ASDR-1801-0513	5.71-6.99				8.97				31							
	ASDR-BRV40099	ASDR-1801-0515	6.73-8.00				9.98				26							
	ASDR-BRV40110	ASDR-1801-0517	7.75-9.02				11.00				24							
	4.8 (3/16")	ASDR-BRV48054	ASDR-1801-0606				1.65-3.30				4.85-4.93	9.71	1.17	5.39	4.77	1500N	2700N	46
		ASDR-BRV48061	ASDR-1801-0607				2.03-3.94							6.10				42
ASDR-BRV48074		ASDR-1801-0609	3.68-5.21	7.37	35													
ASDR-BRV48086		ASDR-1801-0611	4.95-6.48	8.64	31													
ASDR-BRV48099		ASDR-1801-0613	6.22-7.75	9.91	27													
ASDR-BRV48112		ASDR-1801-0615	7.49-9.02	11.18	24													
ASDR-BRV48125		ASDR-1801-0617	8.76-10.29	12.45	22													
ASDR-BRV48135		ASDR-1801-0619	10.03-11.56	13.46	20													
6.0 (15/64")		ASDR-BRV60069	ASDR-1801-06007	2.66-3.94	5.94-6.02	11.55	1.35	6.93	5.93	1600N				3200N				37
		ASDR-BRV60079	ASDR-1801-06009	3.68-4.95				7.94										33
	ASDR-BRV60089	ASDR-1801-06011	4.70-5.96	8.96				29										
	ASDR-BRV60099	ASDR-1801-06013	5.71-6.98	9.98				26										
	ASDR-BRV60110	ASDR-1801-06015	6.73-7.99	10.99				24										
	ASDR-BRV60120	ASDR-1801-06017	7.74-9.01	12.00				23										

Aluminum Speed Rivet (BRV series)

Material Aluminum
Surface Natural polish



*Optional on request: Stainless steel & Brass



Units: mm

Size	Part No.	Art.Code	Grip Range	Drill	dk(Max.)	k(Max.)	Body Length [L](Max.)	D (Max.)	Shear	Tensile	Fasteners Per Pod
3.2 (1/8")	ASDRC-BRV32048	ASDRC-1802-0406	1.52-2.79	3.26-3.34	5.84	0.76	4.77	3.14	760N	1310N	64
	ASDRC-BRV32058	ASDRC-1802-0407	2.54-3.81				5.79				52
	ASDRC-BRV32068	ASDRC-1802-0408	3.56-4.83				6.81				44
	ASDRC-BRV32078	ASDRC-1802-0410	4.57-5.84				7.82				38
	ASDRC-BRV32088	ASDRC-1802-0411	5.59-6.86				8.84				33
	ASDRC-BRV40052	ASDRC-1802-0505	1.57-2.93				5.18				59
4.0 (5/32")	ASDRC-BRV40057	ASDRC-1802-0506	2.15-3.43	3.97-4.04	6.98	1.02	5.69	3.88	1100N	1700N	54
	ASDRC-BRV40062	ASDRC-1802-0507	2.66-3.94				6.19				49
	ASDRC-BRV40072	ASDRC-1802-0509	3.68-4.96				7.21				42
	ASDRC-BRV40082	ASDRC-1802-0511	4.69-5.97				8.22				36
	ASDRC-BRV40092	ASDRC-1802-0513	5.71-6.99				9.24				32
	ASDRC-BRV40052	ASDRC-1802-0505	1.57-2.93				5.18				59

Carbon steel Speed Rivet (BRV series)

Material Carbon steel
Surface Zinc plated



*Optional on request: Stainless steel & Brass



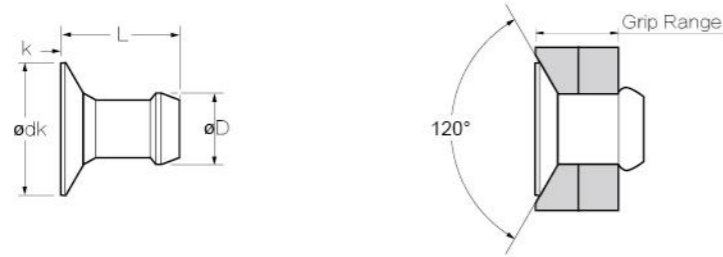
Units: mm

Size	Part No.	Art.Code	Grip Range	Drill	dk(Max.)	k(Max.)	Body Length [L](Max.)	D (Max.)	Shear	Tensile	Fasteners Per Pod
3.2 (1/8")	SSDR-BRV32039	SSDR-1821-0403	0.64-1.91	3.26-3.34	6.53	0.99	3.86	3.14	1130N	1820N	59
	SSDR-BRV32044	SSDR-1821-0404	1.14-2.42				4.37				58
	SSDR-BRV32049	SSDR-1821-0405	1.65-2.87				4.87				50
	SSDR-BRV32054	SSDR-1821-0406	2.15-3.43				5.39				48
	SSDR-BRV32064	SSDR-1821-0408	3.17-4.45				6.41				42
	SSDR-BRV32074	SSDR-1821-0410	4.19-5.47				7.42				37
	SSDR-BRV32084	SSDR-1821-0412	5.20-6.48				8.44				33
	SSDR-BRV32095	SSDR-1821-0414	6.22-7.50				9.45				29
	SSDR-BRV32104	SSDR-1821-0416	7.24-8.51				10.46				26
	4.0 (5/32")	SSDR-BRV40049	SSDR-1821-0505				1.57-2.93				3.97-4.04
SSDR-BRV40054		SSDR-1821-0506	2.15-3.43	5.41	49						
SSDR-BRV40059		SSDR-1821-0507	2.66-3.94	5.92	44						
SSDR-BRV40069		SSDR-1821-0509	3.68-4.96	6.94	39						
SSDR-BRV40079		SSDR-1821-0511	4.69-5.97	7.95	34						
SSDR-BRV40089		SSDR-1821-0513	5.71-6.99	8.97	31						
SSDR-BRV40099		SSDR-1821-0515	6.73-8.00	9.98	26						
SSDR-BRV40110		SSDR-1821-0517	7.75-9.02	11.00	24						
4.8 (3/16")	SSDR-BRV48054	SSDR-1821-0606	1.65-3.30	4.85-4.93	9.71	1.17	5.39	4.79	2250N	3710N	46
	SSDR-BRV48061	SSDR-1821-0607	2.03-3.94				6.10				42
	SSDR-BRV48074	SSDR-1821-0609	3.68-5.21				7.37				35
	SSDR-BRV48086	SSDR-1821-0611	4.95-6.48				8.64				31
	SSDR-BRV48099	SSDR-1821-0613	6.22-7.75				9.91				27
	SSDR-BRV48112	SSDR-1821-0615	7.49-9.02				11.18				24
	SSDR-BRV48125	SSDR-1821-0617	8.76-10.29				12.45				22
6.0 (15/64")	SSDR-BRV60069	SSDR-1821-06007	2.66-3.94	5.94-6.02	11.55	1.35	6.93	5.93	2580N	4220N	37
	SSDR-BRV60079	SSDR-1821-06009	3.68-4.95				7.94				33
	SSDR-BRV60090	SSDR-1821-06011	4.70-5.96				8.96				29
	SSDR-BRV60100	SSDR-1821-06013	5.71-6.98				9.98				26
	SSDR-BRV60110	SSDR-1821-06015	6.73-7.99				10.99				24
	SSDR-BRV60120	SSDR-1821-06017	7.74-9.01				12.00				23

Carbon steel Speed Rivet (BRV series)

Material	Carbon steel
Surface	Zinc plated

*Optional on request: Stainless steel & Brass

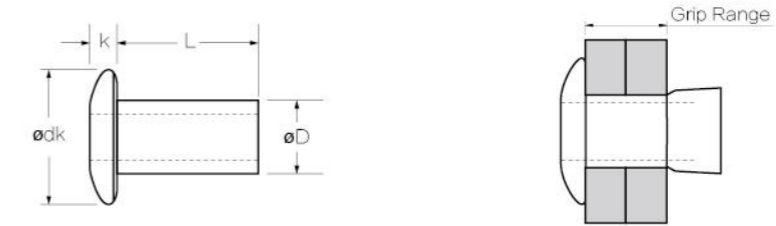


Units: mm

Size	Part No.	Art.Code	Grip Range	Drill	dk(Max.)	k(Max.)	Body Length [L](Max.)	D (Max.)	Shear	Tensile	Fasteners Per Pod
3.2 (1/8")	SSDR-CBRV32048	SSDR-1822-0406	1.52-2.79	3.26-3.34	5.84	0.76	4.77	3.17	950N	1650N	64
	SSDR-CBRV32058	SSDR-1822-0407	2.54-3.81				5.79				52
	SSDR-CBRV32068	SSDR-1822-0408	3.56-4.83				6.81				44
	SSDR-CBRV32078	SSDR-1822-0410	4.57-5.84				7.82				38
	SSDR-CBRV32088	SSDR-1822-0411	5.59-6.86				8.84				33
	SSDR-CBRV40052	SSDR-1822-0505	1.57-2.93				5.18				59
4.0 (5/32")	SSDR-CBRV40057	SSDR-1822-0506	2.15-3.43	3.97-4.04	6.98	1.02	5.69	3.90	1650N	2800N	54
	SSDR-CBRV40062	SSDR-1822-0507	2.66-3.94				6.19				49
	SSDR-CBRV40072	SSDR-1822-0509	3.68-4.96				7.21				42
	SSDR-CBRV40082	SSDR-1822-0511	4.69-5.97				8.22				36
	SSDR-CBRV40092	SSDR-1822-0513	5.71-6.99				9.24				32

Carbon steel Speed Rivet (CBT series)

Material	Carbon steel
Surface	Zinc plated

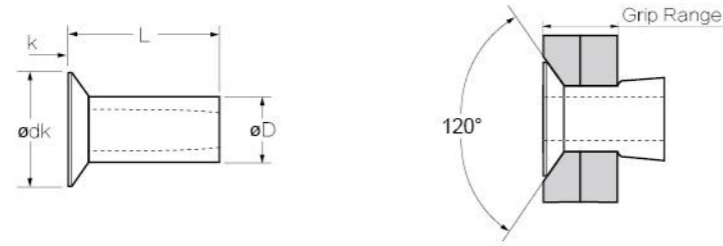


Units: mm

Size	Part No.	Art.Code	Grip Range	Drill	dk(Max.)	k(Max.)	Body Length [L](Max.)	D (Max.)	Shear	Tensile	Fasteners Per Pod
3.2 (1/8")	SSDR-CBT32032	SSDR-1121-0404	1.57	3.26-3.34	5.47	1.12	3.20	3.25	1420N	/	71
	SSDR-CBT32040	SSDR-1121-0405	0.79-2.36				4.00				57
	SSDR-CBT32048	SSDR-1121-0406	1.57-3.18				4.80				51
	SSDR-CBT32064	SSDR-1121-0408	3.18-4.75				6.40				39
	SSDR-CBT32079	SSDR-1121-0410	4.75-6.35				7.90				32
	SSDR-CBT32095	SSDR-1121-0412	6.35-7.92				9.50				27
4.0 (5/32")	SSDR-CBT40048	SSDR-1121-0506	1.57-3.18	4.09-4.17	6.48	1.45	4.80	4.04	2440N	/	47
	SSDR-CBT40064	SSDR-1121-0508	3.18-4.75				6.40				38
	SSDR-CBT40079	SSDR-1121-0510	4.75-6.35				7.90				31
	SSDR-CBT40095	SSDR-1121-0512	6.35-7.92				9.50				27
	SSDR-CBT40111	SSDR-1121-0514	7.92-9.52				11.10				23
	SSDR-CBT40127	SSDR-1121-0516	9.52-11.1				12.70				21
4.8 (3/16")	SSDR-CBT48040	SSDR-1121-0605	1.57	4.85-4.93	8.87	1.78	4.00	4.85	3200N	/	50
	SSDR-CBT48056	SSDR-1121-0607	1.57-3.18				5.60				38
	SSDR-CBT48072	SSDR-1121-0609	3.18-4.75				7.20				33
	SSDR-CBT48088	SSDR-1121-0611	4.75-6.35				8.80				28
	SSDR-CBT48100	SSDR-1121-0613	6.35-7.92				10.00				24
	SSDR-CBT48120	SSDR-1121-0615	7.92-9.52				12.00				21
6.4 (1/4")	SSDR-CBT48135	SSDR-1121-0617	9.52-11.1	6.35-6.43	10.44	2.11	13.50	5.93	4400N	/	19
	SSDR-CBT48151	SSDR-1121-0619	11.1-12.7				15.10				17
	SSDR-CBT64072	SSDR-1121-0809	3.18-4.75				7.20				32
	SSDR-CBT64088	SSDR-1121-0811	4.75-6.35				8.80				27
	SSDR-CBT64100	SSDR-1121-0813	6.35-7.92				10.00				24
	SSDR-CBT64120	SSDR-1121-0815	7.92-9.52				12.00				21
6.4 (1/4")	SSDR-CBT64135	SSDR-1121-0817	9.52-11.1	6.35-6.43	10.44	2.11	13.50	5.93	4400N	/	19
	SSDR-CBT64151	SSDR-1121-0819	11.1-12.7				15.10				17

Carbon steel Speed Rivet (CBT series)

Material Carbon steel
Surface Zinc plated

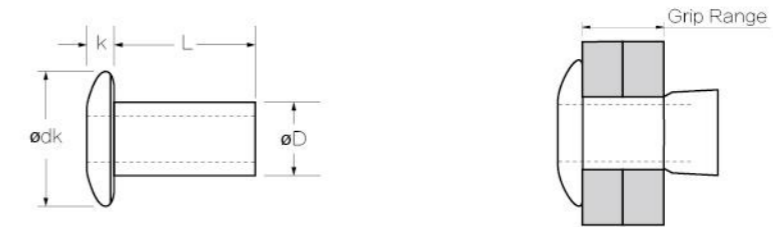


Units: mm

Size	Part No.	Art.Code	Grip Range	Drill	dk(Max.)	k(Max.)	Body Length [L](Max.)	D (Max.)	Shear	Tensile	Fasteners Per Pod
3.2 (1/8")	SSDR-CBT32034	SSDR-1122-0404	0.91-1.57	3.26-3.34	5.20	0.92	3.40	3.25	1400N	/	90
	SSDR-CBT32041	SSDR-1122-0405	0.91-2.36				4.10				72
	SSDR-CBT32049	SSDR-1122-0406	1.57-3.17				4.90				61
	SSDR-CBT32065	SSDR-1122-0408	3.17-4.75				6.50				46
	SSDR-CBT32081	SSDR-1122-0410	4.75-6.35				8.10				37
	SSDR-CBT32097	SSDR-1122-0412	6.35-7.92				9.70				31
	4.0 (5/32")	SSDR-CBT40049	SSDR-1122-0506				1.57-3.17				4.09-4.17
SSDR-CBT40065		SSDR-1122-0508	3.17-4.75	6.50	46						
SSDR-CBT40081		SSDR-1122-0510	4.75-6.35	8.10	37						
SSDR-CBT40097		SSDR-1122-0512	6.35-7.92	9.70	31						
SSDR-CBT40113		SSDR-1122-0514	7.92-9.52	11.30	26						
SSDR-CBT40129		SSDR-1122-0516	9.52-11.1	12.90	23						
4.8 (3/16")	SSDR-CBT48057	SSDR-1122-0607	1.57-3.17	4.85-4.93	8.61	1.43	5.70	4.85	3200N	/	52
	SSDR-CBT48073	SSDR-1122-0609	3.17-4.75				7.30				41
	SSDR-CBT48089	SSDR-1122-0611	4.75-6.35				8.90				33
	SSDR-CBT48105	SSDR-1122-0613	6.35-7.92				10.50				28
	SSDR-CBT48121	SSDR-1122-0615	7.92-9.52				12.10				25
	SSDR-CBT48137	SSDR-1122-0617	9.52-11.1				13.70				22
	SSDR-CBT48153	SSDR-1122-0619	11.1-12.7				15.30				19
6.4 (1/4")	SSDR-CBT64105	SSDR-1122-0813	6.35-7.92	6.35-6.43	10.19	1.45	10.50	6.35	4400N	/	28
	SSDR-CBT64121	SSDR-1122-0815	7.92-9.52				12.10				25
	SSDR-CBT64137	SSDR-1122-0817	9.52-11.1				13.70				22
	SSDR-CBT64153	SSDR-1122-0819	11.1-12.7				15.30				19
	SSDR-CBT64168	SSDR-1122-0821	12.7-14.27				16.80				18
	SSDR-CBT64184	SSDR-1122-0823	14.27-15.87				18.40				16
	SSDR-CBT64200	SSDR-1122-0825	15.87-17.45				20.00				15

Aluminum Speed Rivet (CBT series)

Material Aluminum
Surface Natural polish



Units: mm

Size	Part No.	Art.Code	Grip Range	Drill	dk(Max.)	k(Max.)	Body Length [L](Max.)	D (Max.)	Shear	Tensile	Fasteners Per Pod
2.4 (3/32")	ASDR-CBT24032	ASDR-1131-0304	1.57	2.49-2.55	4.14	1.00	3.17	2.48	500N	/	73
	ASDR-CBT24048	ASDR-1131-0306	1.57-3.17				4.75				52
	ASDR-CBT24064	ASDR-1131-0308	3.17-4.75				6.35				41
	ASDR-CBT24079	ASDR-1131-0310	4.75-6.35				7.92				33
	ASDR-CBT24095	ASDR-1131-0312	6.35-7.92				9.52				28
	ASDR-CBT24111	ASDR-1131-0314	7.92-9.52				11.1				24
	ASDR-CBT24127	ASDR-1131-0316	9.52-11.1				12.7				22
3.2 (1/8")	ASDR-CBT32032	SSDR-1131-0404	1.57	3.26-3.34	5.52	1.20	3.17	3.27	800N	/	71
	ASDR-CBT32048	SSDR-1131-0406	1.57-3.17				4.75				51
	ASDR-CBT32064	SSDR-1131-0408	3.17-4.75				6.35				39
	ASDR-CBT32079	SSDR-1131-0410	4.75-6.35				7.92				32
	ASDR-CBT32095	SSDR-1131-0412	6.35-7.92				9.52				27
	ASDR-CBT32111	SSDR-1131-0414	7.92-9.52				11.10				23
4.0 (5/32")	ASDR-CBT40048	ASDR-1131-0506	1.57-3.17	4.09-4.17	6.53	1.50	4.75	4.06	1600N	/	47
	ASDR-CBT40064	ASDR-1131-0508	3.17-4.75				6.35				38
	ASDR-CBT40079	ASDR-1131-0510	4.75-6.35				7.92				31
	ASDR-CBT40095	ASDR-1131-0512	6.35-7.92				9.52				27
	ASDR-CBT40111	ASDR-1131-0514	7.92-9.52				11.10				23
	ASDR-CBT40127	ASDR-1131-0516	9.52-11.1				12.70				21
	ASDR-CBT40144	ASDR-1131-0518	11.1-12.7				14.40				
4.8 (3/16")	ASDR-CBT48040	ASDR-1131-0605	1.57	4.85-4.93	8.92	1.81	3.96	4.82	2000N	/	50
	ASDR-CBT48056	ASDR-1131-0607	1.57-3.17				5.56				38
	ASDR-CBT48071	ASDR-1131-0609	3.17-4.75				7.14				33
	ASDR-CBT48087	ASDR-1131-0611	4.75-6.35				8.74				28
	ASDR-CBT48103	ASDR-1131-0613	6.35-7.92				10.31				24
	ASDR-CBT48119	ASDR-1131-0615	7.92-9.52				11.91				21
	ASDR-CBT48135	ASDR-1131-0617	9.52-11.1				13.49				19
	ASDR-CBT48151	ASDR-1131-0619	11.1-12.7				15.09				17
	6.4 (1/4")	ASDR-CBT64071	ASDR-1131-0809				3.17-4.75				6.35-6.43
ASDR-CBT64087		ASDR-1131-0811	4.75-6.35	8.74	33						
ASDR-CBT64103		ASDR-1131-0813	6.35-7.92	10.31	28						
ASDR-CBT64119		ASDR-1131-0815	7.92-9.52	11.91	25						
ASDR-CBT64135		ASDR-1131-0817	9.52-11.1	13.49	22						
ASDR-CBT64151		ASDR-1131-0819	11.1-12.7	15.09	19						
ASDR-CBT64167		ASDR-1131-0821	12.7-14.27	16.66	17						
ASDR-CBT64183		ASDR-1131-0823	14.27-15.87	18.26	16						
ASDR-CBT64198		ASDR-1131-0825	15.87-17.45	19.84	13						

