



www.worldrivet.com

Please contact us upon your riveting requirements!

SUZHOU RVMATE IMPORT & EXPORT CO.,LTD

Address: Room 9016 of 2# Building, No. 436 Changjiang Road,
Huqiu District, Suzhou City, Jiangsu Province, China 215011
Tel: 0086-512-65280456 Fax: 0086-512-65280262
E-mail: factory@world-rivet.com
http://www.worldrivet.com

JIANGSU WASHEN FASTENER MANUFACTURE CO.,LTD

Factory address: No.2 of Shuangyu Road of South Industry
Zone,Jingjiang city of JiangSu Province
Tel:0086-523-80237002 Fax:0086-523-80237111
E-mail:factory@world-rivet.com
http://www.worldrivet.com

RVMATE RESERVE THE RIGHT TO EXPLAIN AND REVISE FOR BROCHURES

Rivmate Brochure of Rivet Nut Series



Scan to View Factory Video
In Youtube

2026 Edition

RIVET NUT SERIES

We provide not only rivets but solutions!

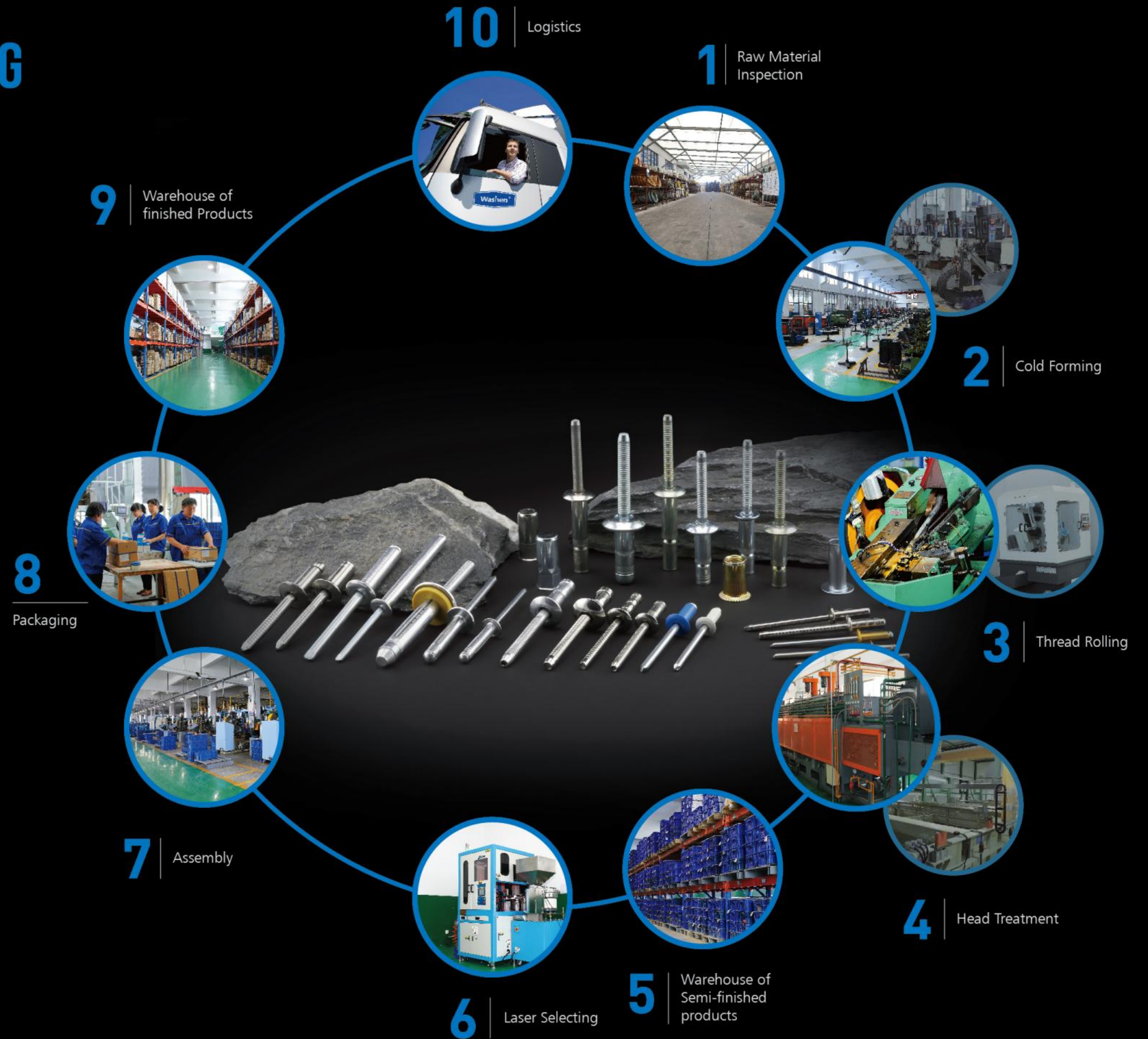
Automotive Lightweight
Riveting Solution



2026 Edition

10 KEY MANUFACTURING PROCEDURES

Rivate strictly follows the process of producing the fastener products. Each working process is scientifically planned and practiced; each product is tested for multiple times, and each production link is strictly monitored and managed to ensure that each Washen product will have no defect and that Washen can provide the clients with the high-quality fastener products.



10
workflows

13 KEY QUALITY CONTROL PROCESSES


Washen has established the laboratory basing on IATF 16949:2016 to provide the clients and the counterpart with the reliable test or calibration data and guarantee the product quality requirements.

The whole production process from the raw materials to the finished fasteners needs at least 13 key quality control tests. We set a lot of barriers for the inferior products to guarantee the quality of Washen fastener products.




13


workflows




1 Direct-reading Spectrometer




2 Image Mapping




3 Measuring Projector




4 Computer Tensile & Shearing Set




5 Surface Profiler




6 Film Thickness Measurement




13 Riveting Test




12 Rivets Spinning Sets




11 Push-out Measurer



10 Salt Spray Test Box



9 Concentricity Detector



8 Metallurgical Microscope

7 Vickers Hardness Instrument



COMPANY PROFILE

Suzhou Rivmate Import&Export Co.,Ltd
Jiangsu Washen Fastener Manufacture Co.,Ltd

Jiangsu Washen Fastener Manufacture Co., Ltd is a High-Tech fastener factory that supplies Rivet Nuts & solutions to Automobile, Mid/High Voltage Cabinets and Home Appliance industries.

We have introduced 64 sets imported multi-station machines and 6 sets laser selecting machines. Our factory manufactures 400 million pieces of automobile rivet nuts ,1 billion standard rivet nuts annually now. Our Laboratory is equipped with Measuring Projector, Tensile & Shear Machines, Hardness Testing Set,Vision Measuring System, Destructive Testing Machine, Profilometer, Thickness Testing Machine and Salt Spray Testing Machine so that we can meet the automobile industry, electrical cabinet industry's strict requirement by providing fast & accurate testing data.

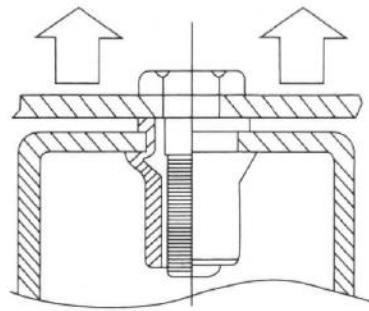
We choose top-ranking domestic suppliers as partners, from material selecting, manufacturing, tillshipment are all strictly monitored and recorded according to ISO management system. We follow UK Type and US Type standard, and also we can design and produce according to customer requirement.

CONTENTS

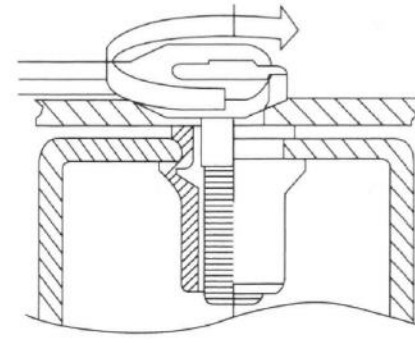
1	Carbon Steel Flat Head Round Body	09	20	Stainless Steel Countersunk Head Knurled Body	47
2	Carbon Steel Flat Head Knurled Body	11	21	Aluminum Flat Head Round Body	49
3	Carbon Steel Reduced Head Round Body	13	22	Aluminum Reduced Head Round Body	51
4	Carbon Steel Reduced Head Knurled Body	15	23	Aluminum Flat Head Knurled Body	53
5	Carbon Steel Countersunk Head Round Body	17	24	Aluminum Reduced Head Knurled Body	55
6	Carbon Steel Countersunk Head Knurled Body	19	25	Carbon Steel Flat Head Knurled Body (US Type)	57
7	Carbon Steel Flat Head Full Hex Body	21	26	Carbon Steel Reduced Head Knurled Body (US Type)	59
8	Carbon Steel Reduced Head Full Hex Body	23	27	Carbon Steel Flat Head Half Hex Body (US Type)	61
9	Carbon Steel Flat Head Half Hex Body	25	28	Stainless Steel Flat Head Knurled Body (US Type)	63
10	Carbon Steel Reduced Head Half Hex Body	27	29	Stainless Steel Reduced Head Knurled Body (US Type)	65
11	Stainless Steel Flat Head Round Body	29	30	Stainless Steel Flat Head Half Hex Body (US Type)	67
12	Stainless Steel Flat Head Knurled Body	31	31	Carbon Steel Reduced Head Round Body (UK Type)	69
13	Stainless Steel Reduced Head Round Body	33	32	Carbon Steel Reduced Head Knurled Body (UK Type)	71
14	Stainless Steel Reduced Head Knurled Body	35	33	Carbon Steel Reduced Head Half Hex Body (UK Type)	73
15	Stainless Steel Flat Head Half Hex Body	37	34	Carbon Steel Flat Head Half Hex Body (UK Type)	75
16	Stainless Steel Flat Head Full Hex Body	39	35	Carbon Steel Slotted Rivet Nut	77
17	Stainless Steel Reduced Head Half Hex Body	41	36	Stainless Steel Slotted Rivet Nut	79
18	Stainless Steel Reduced Head Full Hex Body	43	37	Carbon Steel Jack Nut	81
19	Stainless Steel Countersunk Head Round Body	45	38	A Series RIVET NUT TOOL	83

Technical data sheet

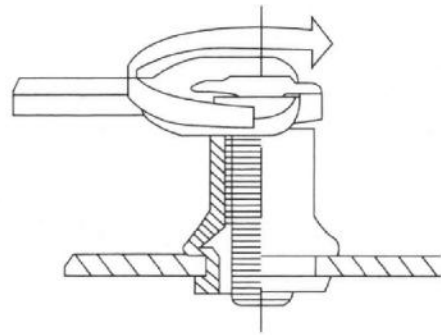
STANDARD BY:GB/T 17880.6-1999



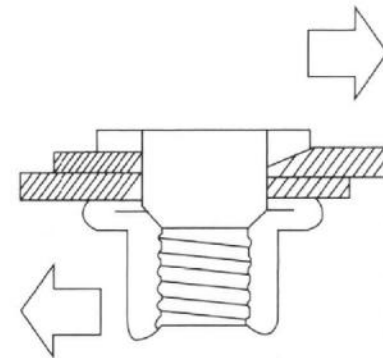
Axial proof load



Broken torque



Torque to turn



Shearing strength

Table 1: Axial proof load for thread

Rivet nut	Mechanical char	Thread size							
		M3	M4	M5	M6	M8	M10	M12	
Round and Hex, Flat and (Reduced) countersunk head	Proof load	steel/stainless steel	3900	6800	11500	16500	25000	32000	34000
		Aluminum	1900	4000	6500	7800	12300	17500	—

Table 2: Broken Torque

Thread size	M3	M4	M5	M6	M8	M10	M12
Steel/Inox Flat head, round and hex	2	5	8.5	15	26	50	80
Steel/Inox Countersunk head, round and hex	1	4	8	15	26	45	70
Steel/Inox Reduced head, round and hex	1	3	6	11	20	32	50
Alu Flat and reduced(counter) head round body	0.7	2.5	5	8	20	25	—

Table 3: Turning Torque for clamping force

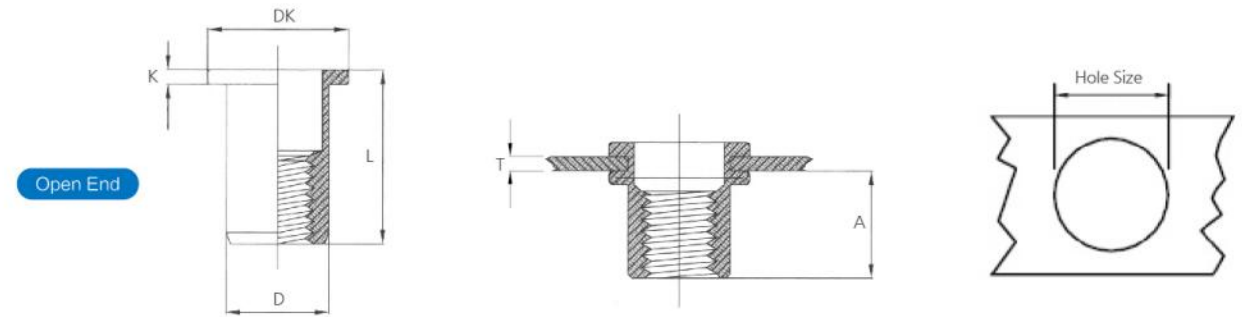
Thread size	M3	M4	M5	M6	M8	M10	M12
Steel/Inox Flat head, round body	0.5	1	2	4.5	5.5	11	30
Steel/Inox (Reduced) counter head round	0.4	0.8	1.5	3.5	4.5	8.5	24
Aluminum Flat head, round body	0.25	0.9	1.5	3.5	5	6.5	21
Aluminum (Reduced) counter, round body	0.2	0.7	1.2	2.5	4	5	16

Table 4: Shearing Strength

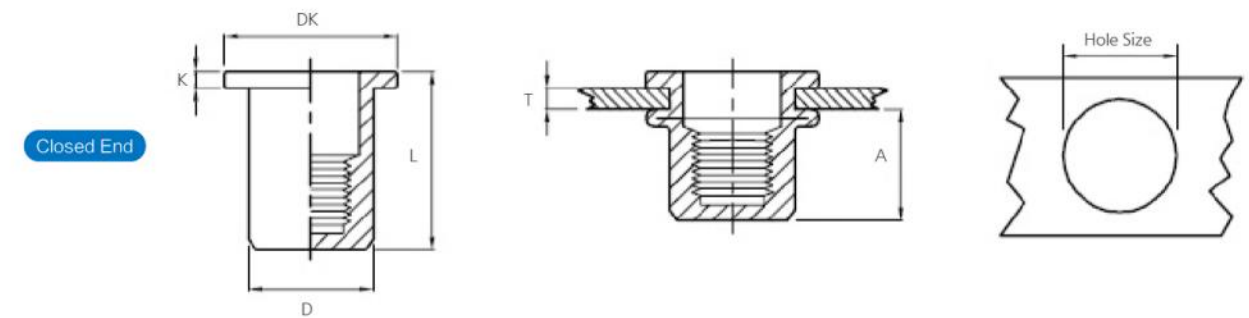
Rivet nut	Mechanical char	Thread size							
		M3	M4	M5	M6	M8	M10	M12	
Round and Hex, Flat and (Reduced) countersunk head	Shearing	steel/stainless steel	900	1500	2000	3000	4400	5000	6500
		Aluminum	600	1000	1200	2000	2400	3600	—

1.Steel for Swrch1008A 2.Stainless steel for ANS1304/316 3.Aluminium for Almg2.5
All these data are just for your reference. The exact data please follow our physical tests.

Carbon Steel Flat Head Round Body



Thread	Grip Range		Hole Size (0 ~ +0.1)	A (Ref.)	D (-0.1 ~ +0.07)	DK	K	L	Part No.
	Min	Max							
M3	0.50	1.50	5.00	4.70	4.90	7.20	0.80	8.70	SFRM3-15
	1.50	2.50						9.50	SFRM3-25
M4	0.50	2.00	6.00	6.00	5.90	8.50	0.80	10.50	SFRM4-20
	2.00	3.50						12.00	SFRM4-35
M5	0.50	2.50	7.00	7.50	6.90	10.00	1.00	13.00	SFRM5-25
	2.50	5.00		8.50				17.00	SFRM5-50
M6	0.50	3.00	9.00	9.20	8.90	12.30	1.30	15.50	SFRM6-30
	3.00	5.50						18.00	SFRM6-55
M8	0.50	3.50	11.00	11.50	10.90	15.00	1.50	18.50	SFRM8-35
	3.50	6.00						21.00	SFRM8-60
M10	0.50	2.50	13.00	11.50	12.90	16.30	1.50	17.00	SFRM10-25
	2.50	4.00		12.50		17.00		21.00	SFRM10-40
	4.00	6.00		11.00	16.00	24.00	SFRM10-60		
	1.00	3.50		12.00	11.00	11.90	16.00	1.60	19.00
M12	1.00	4.00	15.00	13.50	14.90	18.00	1.70	22.00	SFRM12-40(15H)
	4.00	6.50						25.00	SFRM12-65(15H)
	1.00	4.00						16.00	16.00
M16	2.50	5.00	21.00	20.00	20.90	26.00	2.50	33.00	SFRM16-50



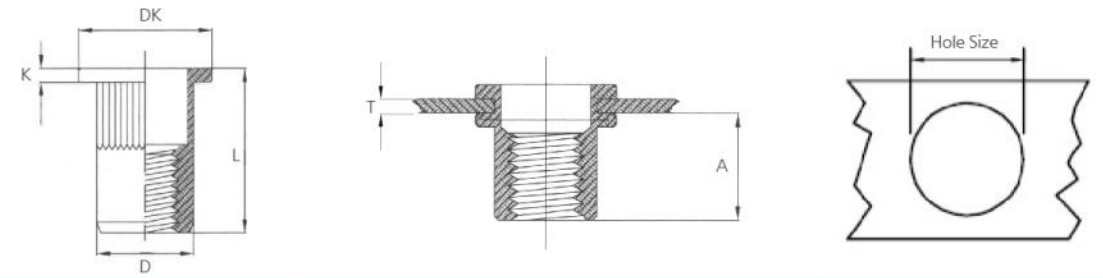
Thread	Grip Range		Hole Size (0 ~ +0.1)	A (Ref.)	D (-0.1 ~ +0.07)	DK	K	L	Part No.
	Min	Max							
M3	0.50	1.50	5.00	10.00	4.90	7.20	0.80	13.30	SFRFM3-15
M4	0.50	2.00	6.00	11.30	5.90	9.00	0.80	16.00	SFRFM4-20
	2.00	4.00						18.00	SFRFM4-40
M5	0.50	2.50	7.00	11.50	6.90	10.00	1.00	17.00	SFRFM5-25
	2.50	5.00						19.00	SFRFM5-50
M6	0.50	3.00	9.00	12.70	8.90	12.30	1.30	19.20	SFRFM6-30
	3.00	5.50						21.00	SFRFM6-55
M8	0.50	3.00	11.00	14.80	10.90	15.00	1.50	21.50	SFRFM8-30
	3.50	5.50						24.00	SFRFM8-55
M10	1.00	4.00	13.00	19.20	12.90	17.00	1.60	27.00	SFRFM10-40

Carbon Steel Flat Head Knurled Body



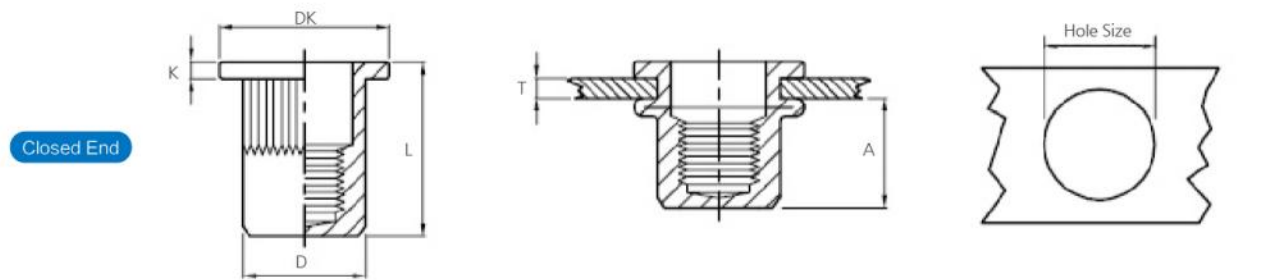
Scan to View Test Video (SFKM6-30) in Youtube

Open End



Thread	Grip Range		Hole Size (0 ~ +0.1)	A (Ref.)	D (-0.1 ~ +0.07)	DK	K	L	Part No.
	Min	Max							
M3	0.50	1.50	5.00	6.00	4.90	8.00	0.80	10.00	SFKM3-15
	2.00	3.50						11.50	SFKM3-35
M4	0.50	2.00	6.00	6.00	5.90	9.00	0.80	10.50	SFKM4-20
	2.00	3.50						12.00	SFKM4-35
M5	0.50	2.50	7.00	7.50	6.90	10.00	1.00	13.00	SFKM5-25
	2.50	5.00		8.50				16.50	SFKM5-50
M6	0.50	3.00	9.00	9.20	8.90	12.3(13.0)	1.30	15.00	SFKM6-30
	3.00	5.50		10.50				19.50	SFKM6-55
M8	1.00	3.50	11.00	11.50	10.90	14.5(16.0)	1.50	18.00	SFKM8-35
	3.50	6.00						21.00	SFKM8-60
M10	1.00	4.00	13.00	13.50	12.90	17.0(19.0)	1.70	21.00	SFKM10-40
	4.00	6.50						24.00	SFKM10-65
	1.00	3.50	12.00	11.00	11.90	16.00	1.60	18.70	SFKM10-35(12H)
	3.50	5.50						24.00	SFKM10-55(12H)
M12	1.00	4.00	15.00	13.50	14.90	18.00	1.70	22.00	SFKM12-40(15H)
	4.00	6.50		14.00				25.00	SFKM12-65(15H)
	1.00	4.00	15.00	15.00	25.00	SFKM12-40			
	3.50	6.00	16.00	16.00	15.90	22.00	2.00	28.00	SFKM12-60

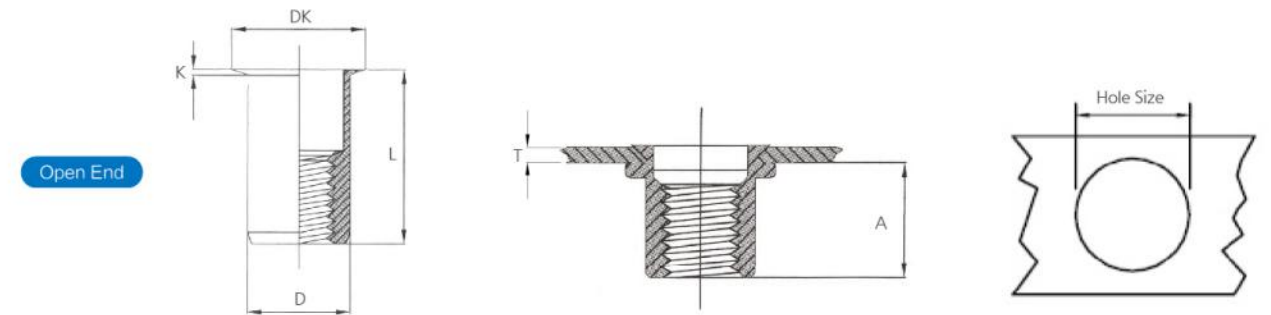
Thread	Grip Range		Hole Size (0 ~ +0.1)	A (Ref.)	D (-0.1 ~ +0.07)	DK	K	L	Part No.
	Min	Max							
10-24UNC	0.50	2.50	7.00	7.5	6.9	10.0	1.00	13.00	SFK10-24-25UNC(7H)
10-24UNC	2.50	5.00	7.00	8.5	6.9	10.0	1.00	16.50	SFK10-24-50UNC(7H)
10-32UNF	0.50	2.50	7.00	7.5	6.9	10.0	1.00	13.00	SFK10-32-25UNF(7H)
10-32UNF	2.50	5.00	7.00	8.5	6.9	10.0	1.00	16.50	SFK10-32-50UNF(7H)
1/4-20UNC	0.50	3.00	9.00	9.2	8.9	12.3	1.30	15.00	SFK1/4-20-30UNC(9H)
1/4-20UNC	3.00	6.00	9.00	10.5	8.9	12.3	1.30	19.00	SFK1/4-20-60UNC(9H)
5/16-18UNC	1.00	3.50	11.00	11.5	10.9	14.5	1.50	18.00	SFK5/16-18-35UNC(11H)
5/16-18UNC	3.50	6.00	11.00	11.5	10.9	14.5	1.50	21.00	SFK5/16-18-60UNC(11H)
3/8-16UNC	1.00	4.00	13.00	13.5	12.9	17.0	1.70	21.00	SFK3/8-16-40UNC(13H)
3/8-16UNC	4.00	6.50	13.00	13.5	12.9	17.0	1.70	23.50	SFK3/8-16-65UNC(13H)



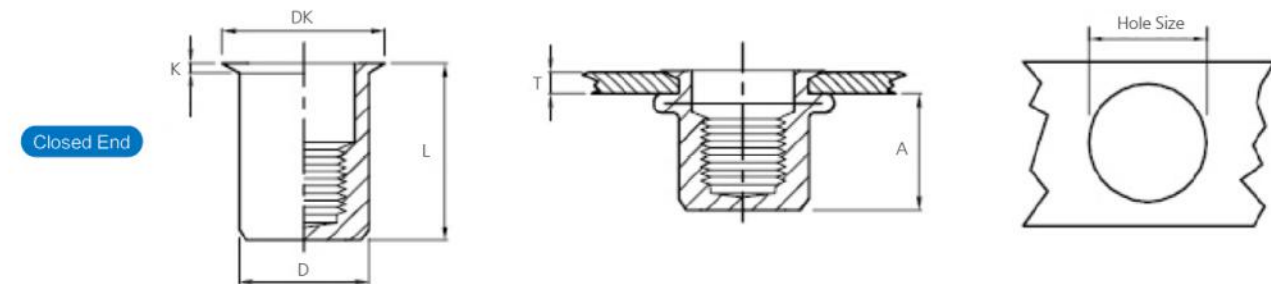
Closed End

Thread	Grip Range		Hole Size (0 ~ +0.1)	A (Ref.)	D (-0.1 ~ +0.07)	DK	K	L	Part No.
	Min	Max							
M4	0.50	2.00	6.00	11.30	5.90	9.00	0.80	16.00	SFKFM4-20
	2.00	4.00						18.00	SFKFM4-40
M5	0.50	3.00	7.00	11.50	6.90	10.00	1.00	17.00	SFKFM5-30
	2.50	5.00						19.00	SFKFM5-50
M6	0.50	3.00	9.00	12.70	8.90	12.30	1.30	19.20	SFKFM6-30
	3.00	5.00						21.00	SFKFM6-50
M8	0.50	3.00	11.00	14.80	10.90	15.00	1.50	21.50	SFKFM8-30
	3.00	5.50						24.00	SFKFM8-55
M10	1.00	4.00	13.00	19.20	12.90	17.00	1.60	27.00	SFKFM10-40
	3.50	6.00		22.00				32.50	SFKFM10-60
M12	1.00	4.00	16.00	19.20	15.90	22.00	2.00	31.00	SFKFM12-40
	3.50	6.00		22.00				33.00	SFKFM12-60

Carbon Steel Reduced Head Round Body



Thread	Grip Range		Hole Size (0 ~ +0.1)	A (Ref.)	D (-0.1 ~ +0.07)	DK	K	L	Part No.
	Min	Max							
M3	0.50	1.50	5.00	6.20	4.90	6.00	0.50	9.00	SRRM3-15
M4	0.50	2.00	6.00	6.50	5.90	7.00	0.50	10.50	SRRM4-20
	2.00	4.00						13.00	SRRM4-40
M5	0.50	2.00	7.00	7.00	6.90	8.00	0.50	11.50	SRRM5-20
	2.00	4.00						13.00	SRRM5-40
M6	0.50	2.50	9.00	8.50	8.90	10.50	0.60	14.00	SRRM6-25
	2.50	5.00				10.00		17.00	SRRM6-50
M8	0.50	3.00	11.00	10.00	10.90	12.00	0.65	16.50	SRRM8-30
	3.00	5.00						18.50	SRRM8-50
M10	0.50	3.00	13.00	13.00	12.90	14.10	0.70	17.70	SRRM10-30
	3.00	5.50						21.00	SRRM10-55
	0.50	3.00						12.00	12.50



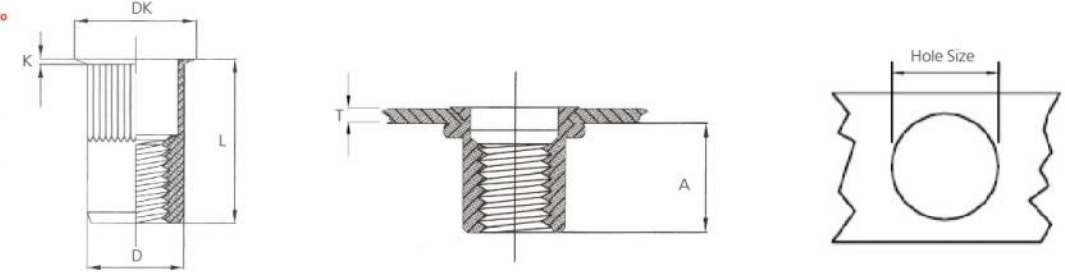
Thread	Grip Range		Hole Size (0 ~ +0.1)	A (Ref.)	D (-0.1 ~ +0.07)	DK	K	L	Part No.
	Min	Max							
M4	0.50	2.00	6.00	11.00	5.90	7.00	0.50	15.00	SRRFM4-20
	2.00	3.50						16.00	SRRFM4-35
M5	0.50	2.00	7.00	12.50	6.90	8.00	0.50	16.50	SRRFM5-20
	2.00	3.50						17.50	SRRFM5-35
M6	0.50	2.50	9.00	15.50	8.90	10.00	0.60	20.50	SRRFM6-25
	2.50	4.00						22.00	SRRFM6-40
M8	0.50	3.00	11.00	17.00	10.90	12.00	0.65	23.00	SRRFM8-30
	2.50	4.50						24.50	SRRFM8-45
M10	1.00	3.00	13.00	18.20	12.90	14.10	0.70	24.50	SRRFM10-30
	3.00	5.00						26.00	SRRFM10-50
M12	2.00	5.00	16.00	26.00	15.90	17.90	0.95	36.00	SRRFM12-50

Carbon Steel Reduced Head Knurled Body



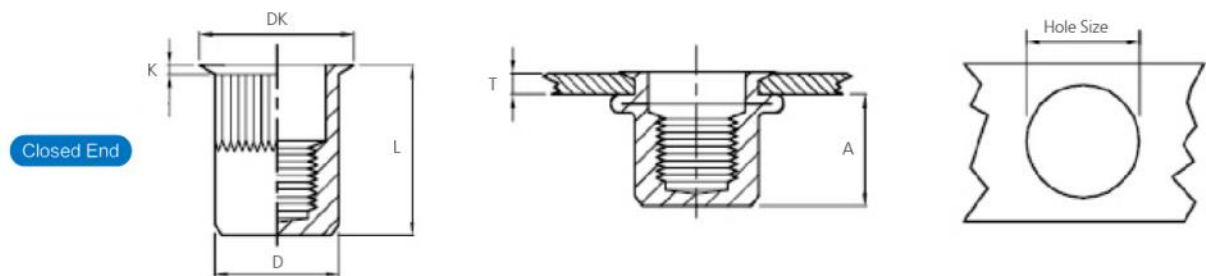
Scan to View Test Video
(SRKM6-25)
in Youtube

Open End



Thread	Grip Range		Hole Size (0 ~ +0.1)	A (Ref.)	D (-0.1 ~ +0.07)	DK	K	L	Part No.
	Min	Max							
M3	0.50	2.00	5.00	6.20	4.90	6.00	0.50	9.00	SRKM3-20
	1.50	3.00						11.50	SRKM3-30
M4	0.50	2.00	6.00	7.00	5.90	7.00	0.50	11.20	SRKM4-20
	2.00	4.00						13.00	SRKM4-40
M5	0.50	2.00	7.00	7.00	6.90	8.00	0.50	11.50	SRKM5-20
	2.00	4.00						13.00	SRKM5-40
M6	0.50	2.50	9.00	8.50	8.90	10.00	0.60	14.00	SRKM6-25
	2.50	5.00						16.00	SRKM6-50
M8	0.50	3.00	11.00	10.00	10.90	12.00	0.65	16.50	SRKM8-30
	3.00	5.00						18.50	SRKM8-50
M10	1.00	3.50	13.00	12.50	12.90	14.37	0.70	19.50	SRKM10-35
	3.50	6.00						22.00	SRKM10-60
	1.00	3.50						19.50	SRKM10-35(12H)
	3.50	5.50						22.00	SRKM10-55(12H)
M12	1.00	4.00	16.00	16.20	15.90	17.60	0.75	24.20	SRKM12-40
	4.00	6.50						27.50	SRKM12-65
	0.50	3.50						22.50	SRKM12-35(15H)

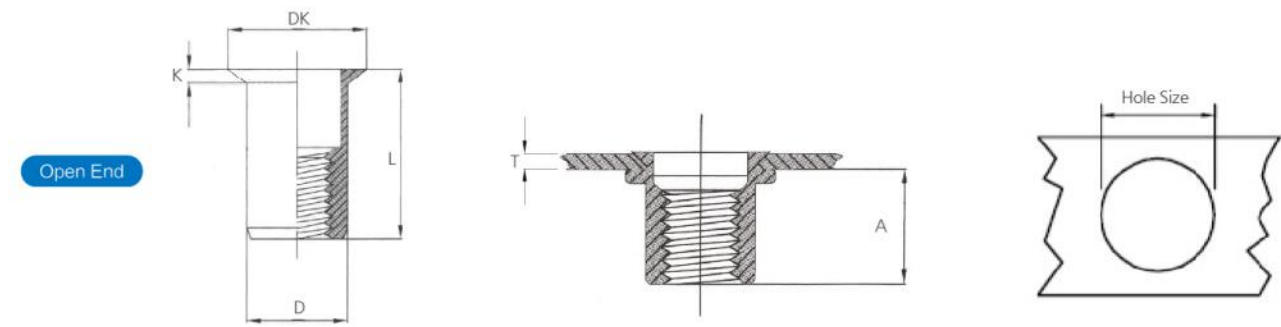
Thread	Grip Range		Hole Size (0 ~ +0.1)	A (Ref.)	D (-0.1 ~ +0.07)	DK	K	L	Part No.
	Min	Max							
10-24UNC	0.50	2.00	7.0	7.0	6.9	8.0	0.50	11.50	SRK10-24-20UNC(7H)
10-24UNC	2.00	4.00	7.0	7.0	6.9	8.0	0.50	13.00	SRK10-24-40UNC(7H)
10-32UNF	0.50	2.00	7.0	7.0	6.9	8.0	0.50	11.50	SRK10-32-20UNF(7H)
10-32UNF	2.00	4.00	7.0	7.0	6.9	8.0	0.50	13.00	SRK10-32-40UNF(7H)
1/4-20UNC	0.50	2.50	9.0	8.5	8.9	10.0	0.60	14.00	SRK1/4-20-25UNC(9H)
1/4-20UNC	2.50	5.00	9.0	8.5	8.9	10.0	0.60	16.00	SRK1/4-20-50UNC(9H)
5/16-18UNC	0.50	3.00	11.0	10.0	10.9	12.0	0.65	16.50	SRK5/16-18-30UNC(11H)
5/16-18UNC	3.00	5.00	11.0	10.0	10.9	12.0	0.65	18.50	SRK5/16-18-50UNC(11H)
3/8-16UNC	1.00	3.50	13.0	12.5	12.9	14.0	0.70	19.50	SRK3/8-16-35UNC(13H)
3/8-16UNC	3.50	6.00	13.0	12.5	12.9	14.0	0.70	22.00	SRK3/8-16-60UNC(13H)



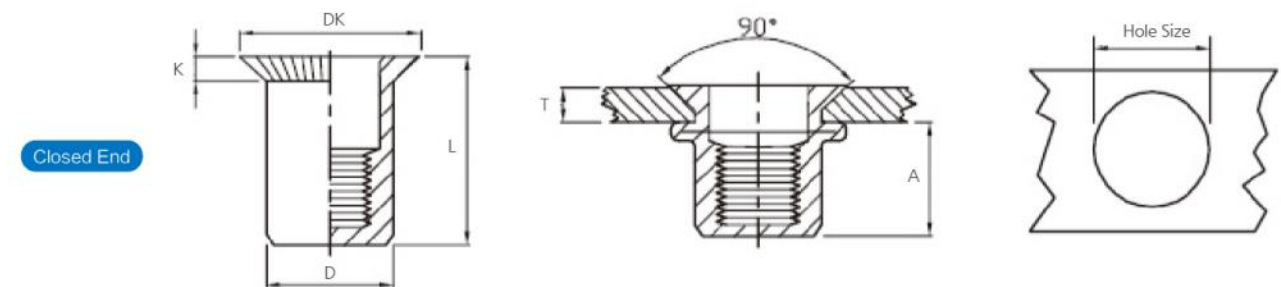
Closed End

Thread	Grip Range		Hole Size (0 ~ +0.1)	A (Ref.)	D (-0.1 ~ +0.07)	DK	K	L	Part No.
	Min	Max							
M3	0.50	1.50	5.00	6.20	4.90	6.00	0.50	12.50	SRKFM3-15
M4	0.50	2.00	6.00	11.00	5.90	7.00	0.50	15.00	SRKFM4-20
	2.00	3.50						16.50	SRKFM4-35
M5	0.50	2.00	7.00	12.50	6.90	8.00	0.50	16.50	SRKFM5-20
	2.00	3.50						18.00	SRKFM5-35
M6	0.50	3.00	9.00	15.50	8.90	10.00	0.60	20.50	SRKFM6-30
	3.00	4.50						22.00	SRKFM6-45
M8	0.50	3.00	11.00	17.00	10.90	12.00	0.65	23.00	SRKFM8-30
	3.00	4.50						24.50	SRKFM8-45
M10	1.00	3.00	13.00	18.20	12.90	14.00	0.70	24.50	SRKFM10-30
	3.00	5.00						26.00	SRKFM10-50
M12	1.00	4.00	16.00	20.00	15.90	17.60	0.80	29.00	SRKFM12-40
	3.00	6.00						32.00	SRKFM12-60

Carbon Steel Countersunk Head Round Body

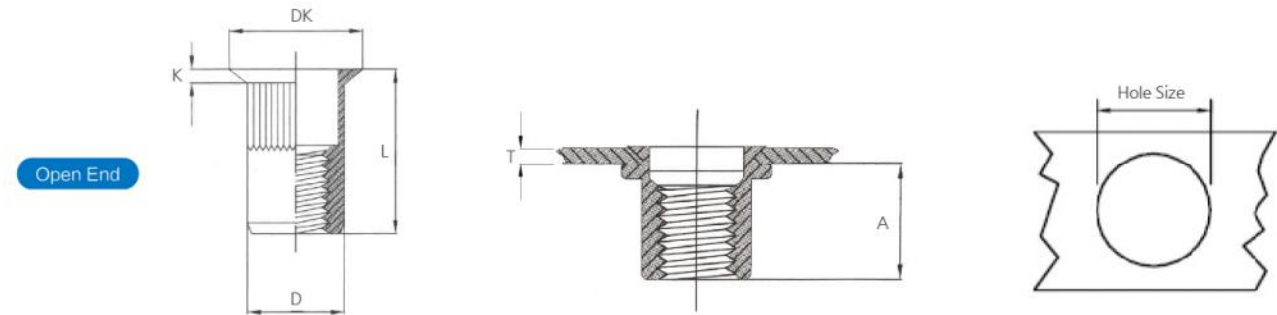


Thread	Grip Range		Hole Size (0 ~ +0.1)	A (Ref.)	D (-0.1 ~ +0.07)	DK	K	L	Part No.
	Min	Max							
M3	1.60	3.50	5.00	4.50	4.90	7.80	1.50	9.50	SCRM3-35
M4	1.50	3.00	6.00	6.50	5.90	9.00	1.50	12.00	SCRM4-30
	3.00	5.00						13.00	SCRM4-50
M5	1.50	3.50	7.00	7.50	6.90	10.00	1.50	13.00	SCRM5-35
M6	1.50	4.00	9.00	9.00	8.90	12.00	1.50	15.50	SCRM6-40
M8	2.00	4.50	11.00	11.00	10.90	14.00	1.50	18.50	SCRM8-45
M10	2.00	5.00	13.00	13.00	12.90	16.00	1.50	21.00	SCRM10-50
	1.60	5.00	12.00	11.50	11.90	15.00	1.50	21.00	SCRM10-50(12H)
M12	1.60	4.50	16.00	17.50	15.90	19.00	1.90	26.00	SCRM12-45
	4.50	6.50						28.00	SCRM12-65
	1.00	4.00	15.00	17.50	14.90	18.00	1.50	22.00	SCRM12-40(15H)
	4.00	6.50						24.00	SCRM12-65(15H)

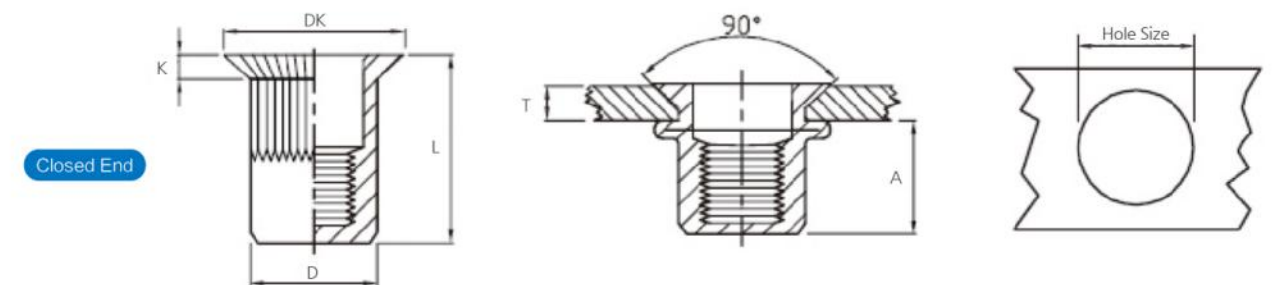


Thread	Grip Range		Hole Size (0 ~ +0.1)	A (Ref.)	D (-0.1 ~ +0.07)	DK	K	L	Part No.
	Min	Max							
M4	1.50	3.00	6.00	12.30	5.90	9.00	1.50	17.50	SCRFM4-30
M5	1.50	3.50	7.00	14.00	6.90	10.00	1.50	19.50	SCRFM5-35
M6	1.50	4.00	9.00	17.50	8.90	12.00	1.50	23.50	SCRFM6-40
M8	1.50	4.00	11.00	20.00	10.90	14.00	1.50	26.50	SCRFM8-40
	4.50	6.50						29.50	SCRFM8-65
M10	1.50	5.00	13.00	21.50	12.90	16.00	1.50	30.00	SCRFM10-50

Carbon Steel Countersunk Head Knurled Body

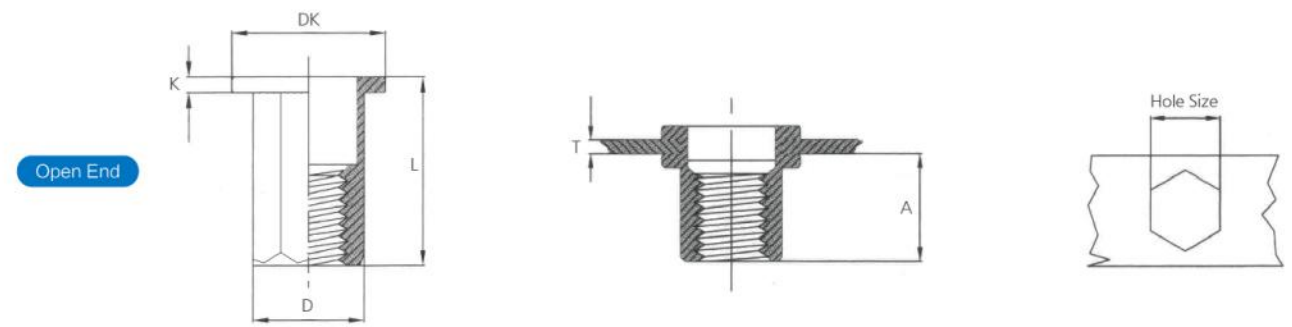


Thread	Grip Range		Hole Size (0 ~ +0.1)	A (Ref.)	D (-0.1 ~ +0.07)	DK	K	L	Part No.
	Min	Max							
M3	1.50	2.50	5.00	4.50	4.90	7.50	1.50	9.50	SCKM3-25
	2.50	4.00						10.50	SCKM3-40
M4	1.50	3.00	6.00	6.50	5.90	9.00	1.50	12.00	SCKM4-30
	3.50	5.00						13.00	SCKM4-50
M5	1.50	3.50	7.00	7.50	6.90	10.00	1.50	13.00	SCKM5-35
	3.00	5.00						15.00	SCKM5-50
M6	1.50	4.00	9.00	9.00	8.90	12.00	1.50	15.50	SCKM6-40
	4.00	6.00						17.00	SCKM6-60
M8	2.00	4.50	11.00	11.00	10.90	14.00	1.50	18.50	SCKM8-45
	4.50	6.00						21.00	SCKM8-60
M10	2.00	5.00	13.00	13.00	12.90	16.00	1.50	21.00	SCKM10-50
	3.50	6.50						24.00	SCKM10-65
M10	1.60	5.00	12.00	11.50	11.90	15.00	1.50	19.00	SCKM10-50(12H)
	4.00	7.50						24.00	SCKM10-75(12H)
M12	2.00	5.00	16.00	16.50	15.90	19.00	1.90	24.00	SCKM12-50
	5.00	7.00						1.80	27.50
M12	1.00	4.00	15.00	16.50	14.90	18.00	1.50	22.00	SCKM12-40(15H)

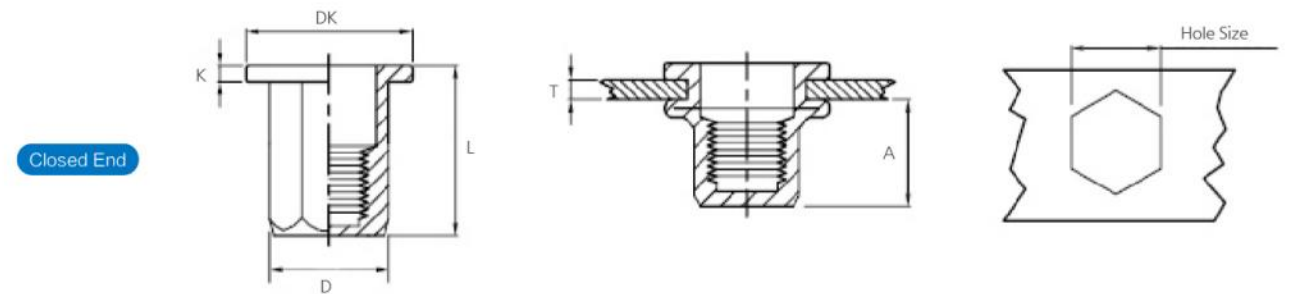


Thread	Grip Range		Hole Size (0 ~ +0.1)	A (Ref.)	D (-0.1 ~ +0.07)	DK	K	L	Part No.
	Min	Max							
M3	1.50	2.50	5.00	10.30	4.90	7.50	1.50	15.50	SCKFM3-25
	2.50	4.00						17.50	SCKFM3-40
M4	1.50	3.00	6.00	12.30	5.90	9.00	1.50	17.50	SCKFM4-30
	3.00	5.00						19.50	SCKFM4-50
M5	1.50	3.50	7.00	14.00	6.90	10.00	1.50	19.50	SCKFM5-35
	3.50	5.00						23.50	SCKFM5-50
M6	1.50	4.00	9.00	17.50	8.90	12.00	1.50	23.50	SCKFM6-40
	4.00	6.00						25.50	SCKFM6-60
M8	1.50	4.50	11.00	20.00	10.90	14.00	1.50	26.50	SCKFM8-45
	4.50	6.00						29.50	SCKFM8-60
M10	1.50	5.00	13.00	21.50	12.90	16.00	1.50	30.00	SCKFM10-50
	4.50	6.50						32.50	SCKFM10-65
M12	1.50	5.50	16.00	22.50	15.90	19.00	1.50	33.00	SCKFM12-55
	5.50	7.00						35.00	SCKFM12-70

Carbon Steel Flat Head Full Hex Body

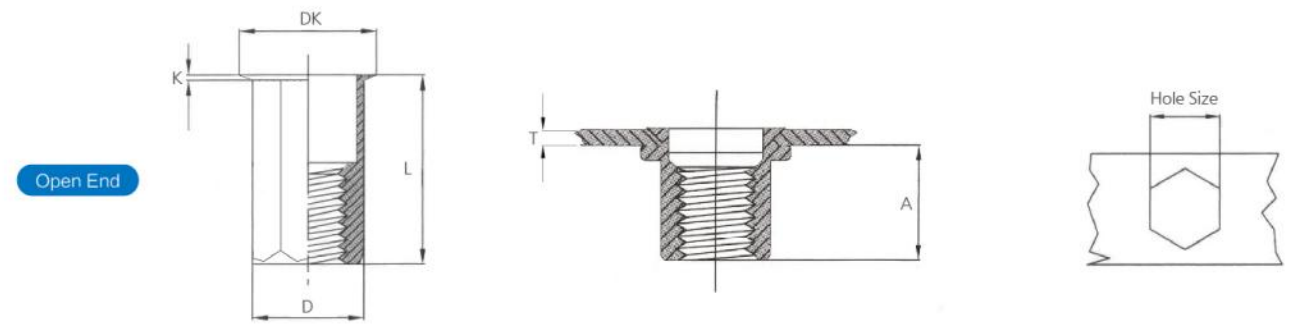


Thread	Grip Range		Hole Size (0 ~ +0.1)	A (Ref.)	D (-0.1 ~ +0.07)	DK	K	L	Part No.
	Min	Max							
M3	0.50	1.50	5.00	5.50	4.90	7.50	0.80	8.50	SFFHM3-15
	1.50	3.00						11.00	SFFHM3-30
M4	0.50	2.00	6.00	6.50	5.90	9.00	0.80	11.00	SFFHM4-20
	2.00	4.00						13.00	SFFHM4-40
M5	0.50	2.50	7.00	8.00	6.90	10.00	1.00	14.00	SFFHM5-25
	2.50	5.00						16.50	SFFHM5-50
M6	0.50	3.00	9.00	8.50	8.90	12.70(*13.00)	1.35	15.00(*16.00)	SFFHM6-30
	3.00	5.50						19.50	SFFHM6-55
M8	1.00	3.50	11.00	10.50	10.90	16.00	1.50	18.00	SFFHM8-35
	3.50	5.50						21.00	SFFHM8-55
M10	1.00	3.50	13.00	12.50	12.90	18.00(*19.00)	1.70	21.00(*23.00)	SFFHM10-35
	3.50	6.00						24.00	SFFHM10-60
M10	1.00	3.50	12.00	13.50	11.90	18.00	1.70	21.00	SFFHM10-35(12H)
	3.50	6.00						22.50	SFFHM10-60(12H)
M12	1.00	4.00	15.00	14.00	14.90	20.00	1.70	23.00	SFFHM12-40(15H)
	2.00	5.00						27.00	SFFHM12-50
M12	2.00	5.00	16.00	16.50	15.90	23.00	2.00	30.00	SFFHM12-80
	5.00	8.00							

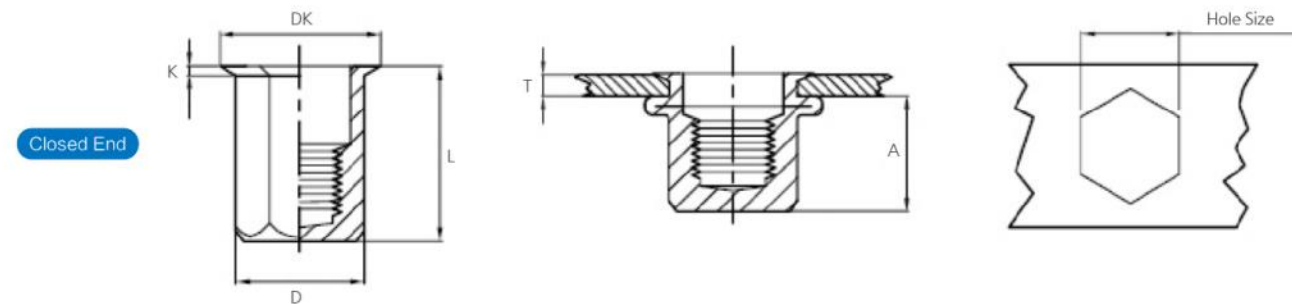


Thread	Grip Range		Hole Size (0 ~ +0.1)	A (Ref.)	D (-0.1 ~ +0.07)	DK	K	L	Part No.
	Min	Max							
M4	0.50	2.00	6.00	11.00	5.90	9.00	1.00	15.00	SFFHFM4-20
	2.00	4.00						17.00	SFFHFM4-40
M5	0.50	2.50	7.00	13.50	6.90	10.00	1.00	18.00	SFFHFM5-25
	2.50	5.00						20.00	SFFHFM5-50
M6	0.50	3.00	9.00	17.00	8.90	12.70	1.50	23.00	SFFHFM6-30
	3.00	5.50						25.00	SFFHFM6-55
M8	1.00	3.50	11.00	19.00	10.90	16.00	1.50	26.00	SFFHFM8-35
	3.50	5.50						29.00	SFFHFM8-55
M10	1.00	4.00	13.00	25.00	12.90	19.00	2.00	33.00	SFFHFM10-40
	4.00	6.00						35.00	SFFHFM10-60
M12	2.00	5.00	16.00	25.00	15.90	23.00	2.00	35.00	SFFHFM12-50
	5.00	8.00						38.00	SFFHFM12-80

Carbon Steel Reduced Head Full Hex Body



Thread	Grip Range		Hole Size (0 ~ +0.1)	A (Ref.)	D (-0.1 ~ +0.07)	DK	K	L	Part No.
	Min	Max							
M3	0.50	1.50	5.00	5.00	4.90	6.00	0.50	8.50	SRFHM3-15
	1.50	3.00						10.50	SRFHM3-30
M4	0.50	2.50	6.00	6.70	5.90	7.00	0.50	11.00	SRFHM4-25
	2.50	5.00						13.50	SRFHM4-50
M5	0.50	3.00	7.00	9.00	6.90	8.00	0.50	14.50	SRFHM5-30
	3.00	5.00						16.00	SRFHM5-50
M6	1.00	3.50	9.00	10.00	8.90	10.00	0.60	16.00	SRFHM6-35
	3.50	6.00						18.00	SRFHM6-60
M8	1.00	4.00	11.00	11.50	10.90	12.00	0.65	18.00	SRFHM8-40
	4.00	6.00						20.00	SRFHM8-60
M10	1.00	3.50	13.00	12.50	12.90	14.50	0.75	19.00	SRFHM10-35
	3.50	6.00		14.50				23.50	SRFHM10-60
	1.00	3.50	12.00	12.50	11.90	13.50	0.75	20.00	SRFHM10-35(12H)
	3.50	6.00		14.50				23.50	SRFHM10-60(12H)
M12	1.00	4.00	16.00	15.50	15.90	17.50	1.10	25.00	SRFHM12-40
	4.00	7.00						28.00	SRFHM12-70
	1.00	4.00	15.00	15.50	14.90	17.00	1.10	22.50	SRFHM12-40(15H)



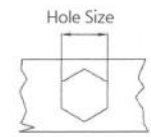
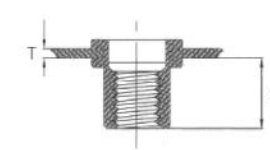
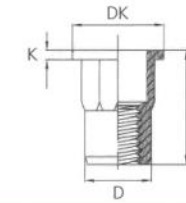
Thread	Grip Range		Hole Size (0 ~ +0.1)	A (Ref.)	D (-0.1 ~ +0.07)	DK	K	L	Part No.
	Min	Max							
M4	0.50	2.50	6.00	12.30	5.90	7.00	0.50	16.00	SRFHFM4-25
	2.50	4.00						18.00	SRFHFM4-40
M5	0.50	3.00	7.00	15.20	6.90	8.00	0.50	20.00	SRFHFM5-30
	3.00	5.00						23.00	SRFHFM5-50
M6	0.50	3.50	9.00	14.50	8.90	10.00	0.60	20.50	SRFHFM6-35
	3.50	5.50						23.50	SRFHFM6-55
M8	1.00	4.00	11.00	17.00	10.90	12.00	0.65	23.00	SRFHFM8-40
	4.00	6.00						25.00	SRFHFM8-60
M10	1.00	4.50	13.00	20.00	12.90	14.50	0.75	28.50	SRFHFM10-45
	4.00	6.00					0.80	30.50	SRFHFM10-60
M12	1.00	4.00	16.00	20.00	15.90	17.50	1.10	34.00	SRFHFM12-40
	4.00	7.00						36.00	SRFHFM12-70

Carbon Steel Flat Head Half Hex Body



Scan to View Test Video
(SFHHM6-30)
in Youtube

Inner Circle/Open End



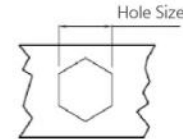
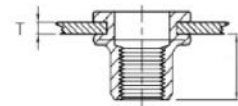
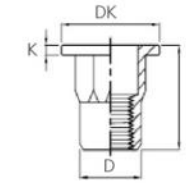
Carbon Steel Flat Head Half Hex Body

RVMATE

Washen

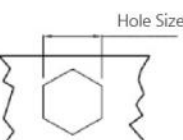
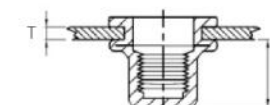
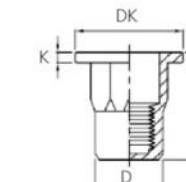
Thread	Grip Range		Hole Size (0 ~ +0.1)	A (Ref.)	D (-0.1 ~ +0.07)	DK	K	L	Part No.
	Min	Max							
M3	0.50	1.50	5.00	5.50	4.90	8.00	0.75	9.00	SFHHM3-15
	2.00	4.00							SFHHM4-20
M4	0.50	2.00	6.00	7.00	5.90	9.00	0.80	11.00	SFHHM4-40
	2.50	4.00						13.00	SFHHM5-25
M5	0.50	2.50	7.00	7.50	6.90	10.00	1.00	14.00	SFHHM5-40
	2.50	4.00						15.00(15.50)	SFHHM6-30
M6	0.50	3.00	9.00	9.20	8.90	12.70(*13.00)	1.35	18.00	SFHHM6-50
	3.00	5.00						18.00	SFHHM8-35
M8	1.00	3.50	11.00	11.20	10.90	16.00	1.50	21.00	SFHHM8-55
	3.50	5.50						21.00	SFHHM10-35
M10	1.00	3.50	13.00	12.50	12.90	18.00	1.70	23.00	SFHHM10-60
	3.50	6.00						16.00	SFHHM10-35(12H)
M10	1.00	3.50	12.00	11.00	11.90	17.00	1.60	19.00	SFHHM12-50(15H)
	2.00	5.00						23.00	SFHHM12-50
M12	2.00	5.00	16.00	16.50	14.90	20.00	1.70	27.50	SFHHM12-50
	5.00	8.00						23.00	SFHHM12-50

Inner Half Hex/Open End



Thread	Grip Range		Hole Size (0 ~ +0.1)	A (Ref.)	D (-0.1 ~ +0.07)	DK	K	L	Part No.
	Min	Max							
M3	0.50	1.50	5.00	5.50	4.90	8.00	0.75	9.00	SFIHHM3-15
	2.00	4.00							SFIHHM4-20
M4	0.50	2.00	6.00	7.00	5.90	9.00	0.80	11.00	SFIHHM4-40
	2.50	4.00						12.00	SFIHHM5-25
M5	0.50	2.50	7.00	7.50	6.90	10.00	1.00	14.00	SFIHHM5-40
	2.50	4.00						15.50	SFIHHM6-30
M6	0.50	3.00	9.00	9.20	8.90	12.70(*13.00)	1.35	19.50	SFIHHM6-50
	3.00	5.00						18.00	SFIHHM8-35
M8	1.00	3.50	11.00	11.20	10.90	16.00	1.50	21.00	SFIHHM8-55
	3.50	5.50						21.00	SFIHHM10-35
M10	1.00	3.50	13.00	12.80	12.90	18.00(*19.00)	1.70	23.00	SFIHHM10-60
	3.50	6.00						19.00	SFIHHM10-35(12H)
M10	1.00	3.50	12.00	11.00	11.90	16.00	1.60	27.50	SFIHHM12-50
	2.00	5.00						30.50	SFIHHM12-80
M12	2.00	5.00	16.00	16.50	15.90	23.00	2.00	30.50	SFIHHM12-80
	5.00	8.00						30.50	SFIHHM12-80

Inner Half Hex/Closed End



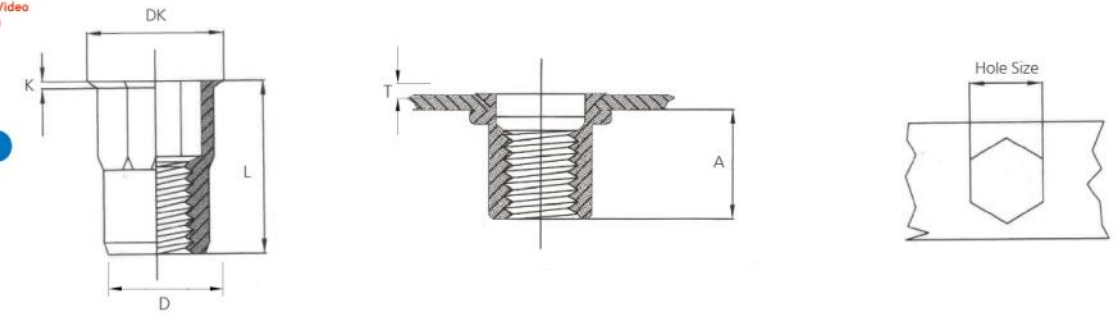
Thread	Grip Range		Hole Size (0 ~ +0.1)	A (Ref.)	D (-0.1 ~ +0.07)	DK	K	L	Part No.
	Min	Max							
M4	0.50	2.00	6.00	11.50	5.90	9.00	0.80	16.00	SFIHHFM4-20
	2.00	4.00						17.00	SFIHHFM4-40
M5	0.50	2.50	7.00	13.50	6.90	10.00	1.00	18.50	SFIHHFM5-25
	2.50	4.50						19.50	SFIHHFM5-45
M6	0.50	3.00	9.00	17.00	8.90	12.70	1.35	23.00	SFIHHFM6-30
	3.00	5.50						25.00	SFIHHFM6-55
M8	1.00	3.50	11.00	18.20	10.90	16.00	1.50	25.00	SFIHHFM8-35
	3.50	6.00						27.00	SFIHHFM8-60
M10	1.00	4.00	13.00	25.00	12.90	18.00(*19.00)	1.70	33.00	SFIHHFM10-40
	4.00	6.00						35.00	SFIHHFM10-60
M12	2.00	5.00	16.00	27.00	15.90	23.00	2.00	34.00	SFIHHFM12-50
	4.00	7.00						37.00	SFIHHFM12-70

Carbon Steel Reduced Head Half Hex Body



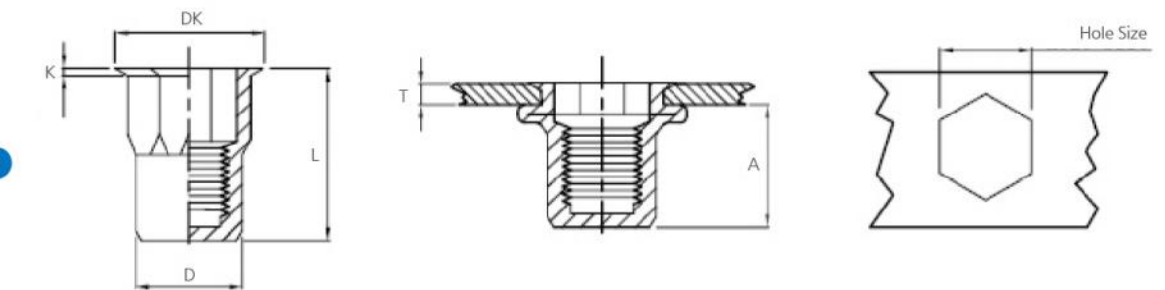
Scan to View Test Video
(SRHHM6-35)
In Youtube

Open End




Thread	Grip Range		Hole Size (0 ~ +0.1)	A (Ref.)	D (-0.1 ~ +0.07)	DK	K	L	Part No.
	Min	Max							
M3	0.50	1.50	5.00	5.50	4.90	6.00	0.50	8.50	SRHHM3-15
	1.50	2.50						10.50	SRHHM3-25
M4	0.50	2.00	6.00	8.30	5.90	7.00	0.50	12.00	SRHHM4-20
	2.00	4.00						14.00	SRHHM4-40
M5	0.50	2.50	7.00	8.70	6.90	8.00	0.50	13.00	SRHHM5-25
	2.50	4.50						15.00	SRHHM5-45
M6	1.00	3.50	9.00	10.50	8.90	10.00	0.60	16.00	SRHHM6-35
	3.50	5.00						18.00	SRHHM6-50
M8	1.00	3.50	11.00	11.30	10.90	12.00	0.65	17.50	SRHHM8-35
	3.50	6.00						20.00	SRHHM8-60
M10	1.00	4.00	13.00	12.80	12.90	14.50	0.75	21.00	SRHHM10-40
	4.00	6.00						23.00	SRHHM10-60
M10	1.00	4.00	12.00	11.30	11.90	13.50	0.70	19.50	SRHHM10-40(12H)
	4.00	7.00						24.00	SRHHM12-40
M12	1.00	4.00	16.00	14.80	15.90	17.50	1.00	28.00	SRHHM12-70
	4.00	7.00						24.00	SRHHM12-40(15H)
M12	1.00	4.00	15.00	14.80	14.90	17.50	1.00	27.00	SRHHM12-70(15H)
	4.00	7.00							

Closed End




Thread	Grip Range		Hole Size (0 ~ +0.1)	A (Ref.)	D (-0.1 ~ +0.07)	DK	K	L	Part No.
	Min	Max							
M4	0.50	2.00	6.00	11.50	5.90	7.00	0.60	15.50	SRHHFM4-20
	2.00	4.00						18.00	SRHHFM4-40
M5	0.50	2.50	7.00	13.50	6.90	8.00	0.60	18.00	SRHHFM5-25
	2.50	4.50						23.00	SRHHFM5-45
M6	1.00	3.50	9.00	15.80	8.90	10.00	0.60	21.50	SRHHFM6-35
	3.00	5.00						23.50	SRHHFM6-50
M8	1.00	3.50	11.00	18.20	10.90	12.00	0.70	24.00	SRHHFM8-35
	3.50	5.50						25.00	SRHHFM8-55
M10	1.00	4.00	13.00	23.20	12.90	14.50	0.85	30.50	SRHHFM10-40
	4.00	6.00						35.00	SRHHFM10-60
M12	1.00	4.00	16.00	22.50	15.90	17.50	1.00	32.50	SRHHFM12-40
	4.00	7.00						35.00	SRHHFM12-70



Stainless Steel Flat Head Round Body

Material

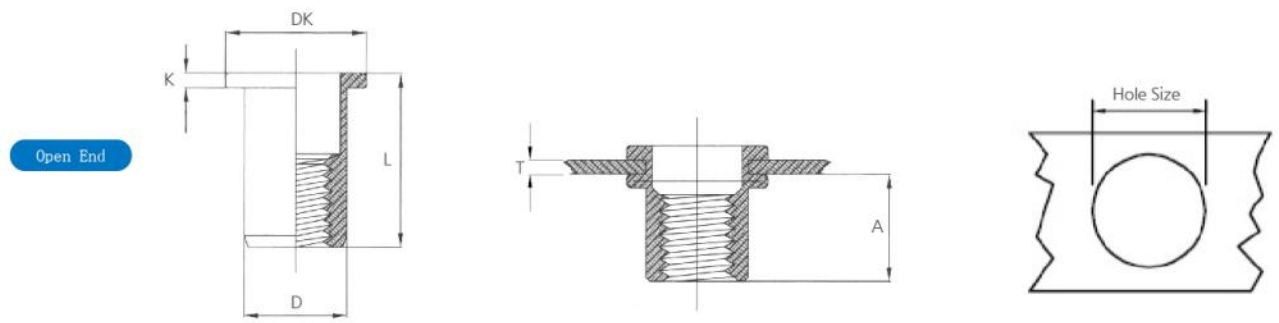
304/316 Stainless Steel



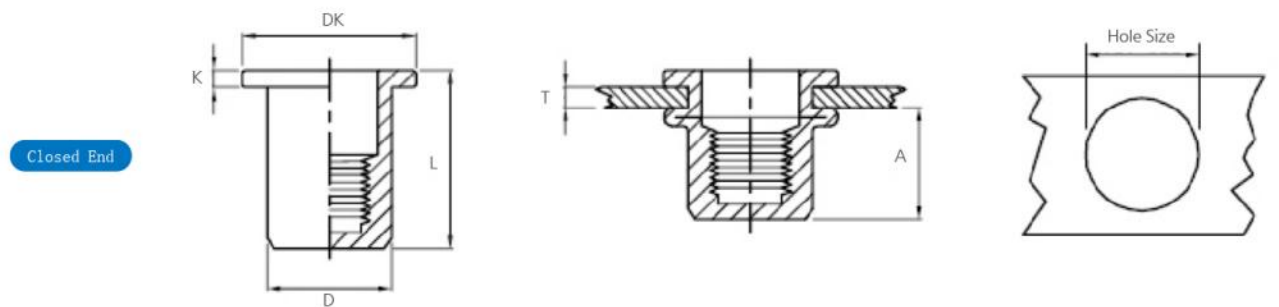
Stainless Steel Flat Head Round Body

Rivmate

Washen



Thread	Grip Range		Hole Size (0 ~ +0.1)	A (Ref.)	D (-0.1 ~ +0.07)	DK	K	L	Part No.
	Min	Max							
M4	0.50	2.00	6.00	6.00	5.90	8.50	0.80	10.50	BFRM4-20
M5	0.50	2.50	7.00	7.50	6.90	10.00	1.00	13.00	BFRM5-25
M6	0.50	3.00	9.00	9.20	8.90	12.30	1.30	15.50	BFRM6-30
M8	1.00	3.50	11.00	11.50	10.90	15.00	1.50	18.50	BFRM8-35
M10	1.00	4.00	13.00	12.50	12.90	17.00	1.60	21.00	BFRM10-40



Thread	Grip Range		Hole Size (0 ~ +0.1)	A (Ref.)	D (-0.1 ~ +0.07)	DK	K	L	Part No.
	Min	Max							
M4	0.50	2.00	6.00	11.30	5.90	9.00	0.80	16.00	BFRFM4-20
M5	0.50	2.50	7.00	13.80	6.90	10.00	1.00	19.00	BFRFM5-25
M6	0.50	3.00	9.00	15.00	8.90	12.30	1.30	21.00	BFRFM6-30
M8	1.00	3.50	11.00	18.20	10.90	15.50	1.50	25.00	BFRFM8-35
M10	1.00	4.00	13.00	19.40	12.90	17.00	1.60	27.00	BFRFM10-40

Stainless Steel Flat Head Knurled Body

Material

304/316 Stainless Steel



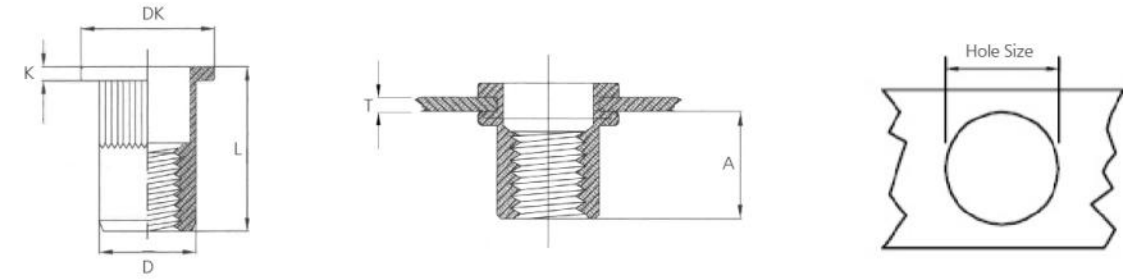
Scan to View Test Video
(BFKM8-35)
in Youtube

Stainless Steel Flat Head Knurled Body

Rivmate

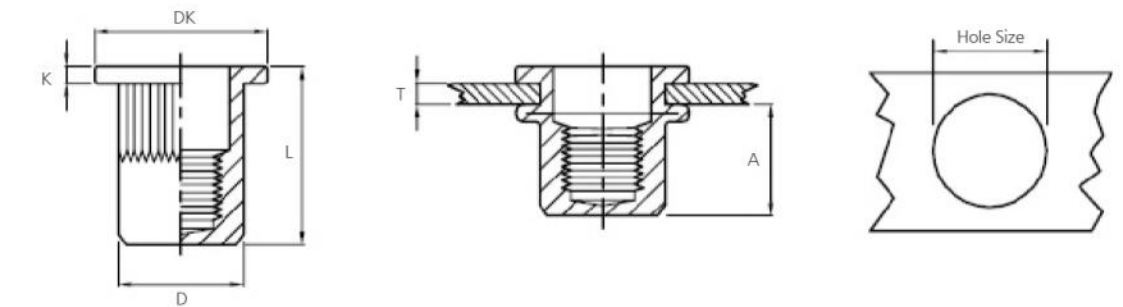
Washen

Open End



Thread	Grip Range		Hole Size (0 ~ +0.1)	A (Ref.)	D (-0.1 ~ +0.07)	DK	K	L	Part No.
	Min	Max							
M3	0.50	1.50	5.00	5.00	4.90	7.00	0.80	9.00	BFKM3-15
	1.50	2.00						11.00	BFKM3-20
M4	0.50	2.00	6.00	6.50	5.90	9.00	0.80	10.50	BFKM4-20
	2.00	4.00						12.00	BFKM4-40
M5	0.50	2.50	7.00	8.00	6.90	10.00	1.00	13.00	BFKM5-25
	2.00	4.00		8.50				15.00	BFKM5-40
M6	0.50	3.00	9.00	9.20	8.90	12.30(13.00)	1.30	15.00(15.50)	BFKM6-30
	3.00	5.00		10.50				19.50	BFKM6-50
M8	1.00	3.50	11.00	11.50	10.90	14.50(16.00)	1.50	18.50	BFKM8-35
	3.50	5.50						21.50	BFKM8-55
M10	1.00	4.00	13.00	13.50	12.90	17.00	1.60	21.00	BFKM10-40
	4.00	6.00					1.70	24.00	BFKM10-60
M12	1.00	4.00	16.00	15.00	15.90	23.00	2.00	23.00	BFKM12-40
	4.00	6.00		16.00				28.00	BFKM12-60

Closed End

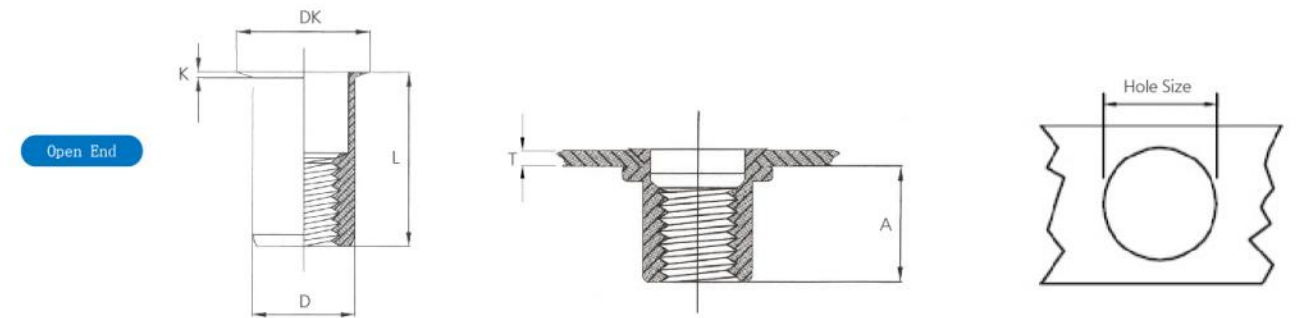


Thread	Grip Range		Hole Size (0 ~ +0.1)	A (Ref.)	D (-0.1 ~ +0.07)	DK	K	L	Part No.
	Min	Max							
M3	0.50	1.50	5.00	8.00	4.90	7.00	0.80	13.00	BFKFM3-15
	1.50	2.50						14.00	BFKFM3-25
M4	0.50	2.00	6.00	11.80	5.90	9.00	0.80	14.50	BFKFM4-20
	2.00	4.00						18.00	BFKFM4-40
M5	0.50	2.50	7.00	12.00	6.90	10.00	1.00	17.00	BFKFM5-25
	2.00	4.00						19.00	BFKFM5-40
M6	0.50	3.00	9.00	12.70	8.90	12.30	1.30	19.20	BFKFM6-30
	3.00	5.00						21.00	BFKFM6-50
M8	1.00	3.50	11.00	14.20	10.90	14.50(15.00)	1.50	21.50	BFKFM8-35
	3.50	5.50		14.80				24.00	BFKFM8-55
M10	1.00	4.00	13.00	18.00	12.90	17.00	1.60	27.00	BFKFM10-40
	4.00	6.00		19.20			1.70	30.00	BFKFM10-60
M12	1.00	4.00	16.00	29.50	15.90	23.00	1.80	31.00	BFKFM12-40
	4.00	6.00					2.00	33.00	BFKFM12-60

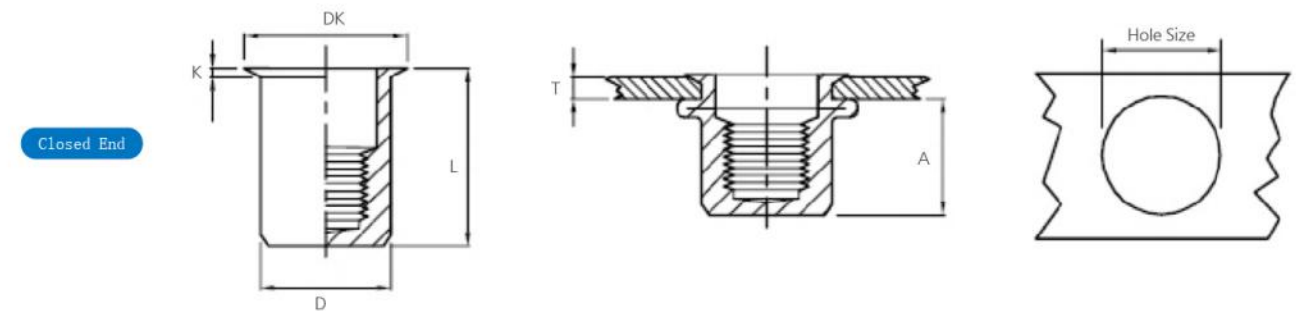
Stainless Steel Reduced Head Round Body

Material

304/316 Stainless Steel



Thread	Grip Range		Hole Size (0 ~ +0.1)	A (Ref.)	D (-0.1 ~ +0.07)	DK	K	L	Part No.
	Min	Max							
M3	0.50	1.50	5.00	5.00	4.90	6.00	0.50	9.00	BRRM3-15
M4	0.50	2.00	6.00	6.50	5.90	7.00	0.50	10.50	BRRM4-20
M5	0.50	2.00	7.00	7.00	6.90	8.00	0.50	11.50	BRRM5-20
M6	0.50	2.50	9.00	8.50	8.90	10.00	0.60	14.00	BRRM6-25
M8	0.50	3.00	11.00	10.50	10.90	12.00	0.65	16.50	BRRM8-30
M10	1.00	3.00	13.00	11.50	12.90	14.00	0.70	17.70	BRRM10-30

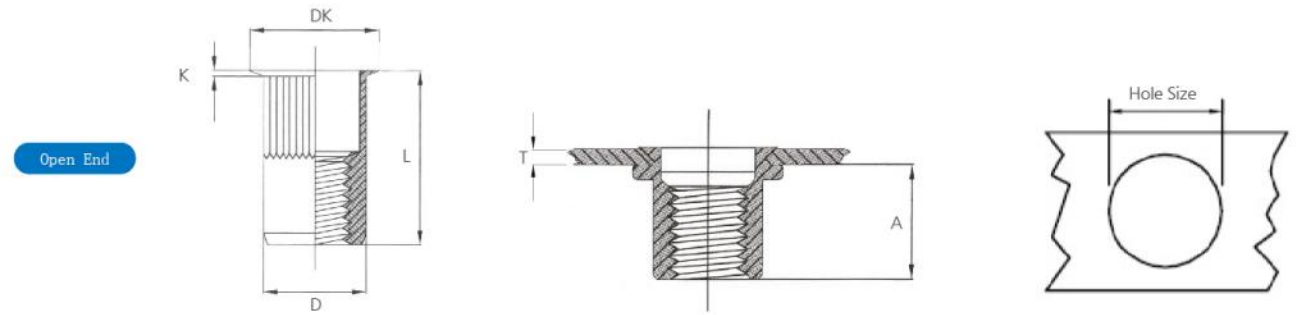


Thread	Grip Range		Hole Size (0 ~ +0.1)	A (Ref.)	D (-0.1 ~ +0.07)	DK	K	L	Part No.
	Min	Max							
M3	0.50	1.50	5.00	9.00	4.90	6.00	0.50	13.00	BRRFM3-15
M4	0.50	2.00	6.00	11.00	5.90	7.00	0.50	15.00	BRRFM4-20
M5	0.50	2.00	7.00	12.50	6.90	8.00	0.50	16.50	BRRFM5-20
M6	0.50	2.50	9.00	15.50	8.90	10.00	0.60	20.50	BRRFM6-25
M8	0.50	3.00	11.00	17.60	10.90	12.00	0.65	23.00	BRRFM8-30
M10	1.00	3.50	13.00	18.30	12.90	14.00	0.70	24.50	BRRFM10-35

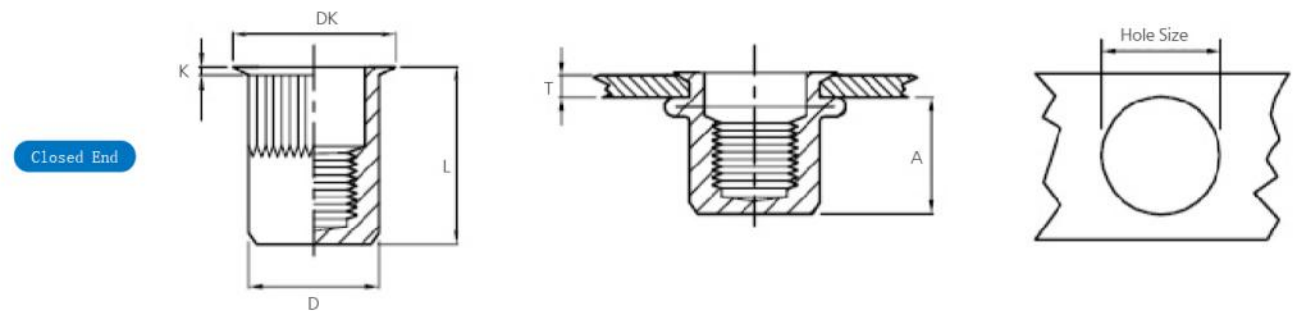
Stainless Steel Reduced Head Knurled Body

Material

304/316 Stainless Steel



Thread	Grip Range		Hole Size (0 ~ +0.1)	A (Ref.)	D (-0.1 ~ +0.07)	DK	K	L	Part No.
	Min	Max							
M3	0.50	1.50	5.00	5.00	4.90	6.00	0.50	9.00	BRKM3-15
	1.50	2.50		6.20				11.00	BRKM3-25
M4	0.50	2.00	6.00	6.50	5.90	7.00	0.50	10.50	BRKM4-20
	2.00	4.00		7.00				13.00	BRKM4-40
M5	0.50	2.00	7.00	7.20	6.90	8.00	0.50	11.50	BRKM5-20
	2.00	4.00		13.00				BRKM5-40	
M6	0.50	2.50	9.00	8.70	8.90	10.00	0.60	14.00	BRKM6-25
	2.50	5.00		16.00				BRKM6-50	
M8	0.50	3.00	11.00	10.50	10.90	12.00	0.65	16.50	BRKM8-30
	3.00	5.00		19.50				BRKM8-50	
M10	1.00	3.50	13.00	10.70	12.90	14.00	0.70	17.70	BRKM10-35
	3.50	6.00		12.50				0.75	23.00
M12	1.00	4.00	16.00	16.20	15.90	17.60	0.80	24.20	BRKM12-40
	4.00	6.50		27.00				BRKM12-65	



Thread	Grip Range		Hole Size (0 ~ +0.1)	A (Ref.)	D (-0.1 ~ +0.07)	DK	K	L	Part No.
	Min	Max							
M3	0.50	1.50	5.00	8.50	4.90	6.00	0.50	13.00	BRKFM3-15
	1.50	2.50						14.00	BRKFM3-25
M4	0.50	2.00	6.00	11.20	5.90	7.00	0.50	15.00	BRKFM4-20
	2.00	4.00						16.50	BRKFM4-40
M5	0.50	2.00	7.00	11.50	6.90	8.00	0.50	16.50	BRKFM5-20
	2.00	4.00						18.00	BRKFM5-40
M6	0.50	2.50	9.00	15.00	8.90	10.00	0.60	20.50	BRKFM6-25
	2.50	4.50						22.00	BRKFM6-45
M8	0.50	3.00	11.00	17.50	10.90	12.00	0.65	23.00	BRKFM8-30
	3.00	5.00						0.70	24.50
M10	1.00	3.50	13.00	18.00	12.90	14.00	0.70	24.50	BRKFM10-35
	3.50	5.50						0.80	26.00
M12	1.00	4.00	16.00	22.00	15.90	17.60	1.00	31.50	BRKFM12-40

Stainless Steel Flat Head Half Hex Body

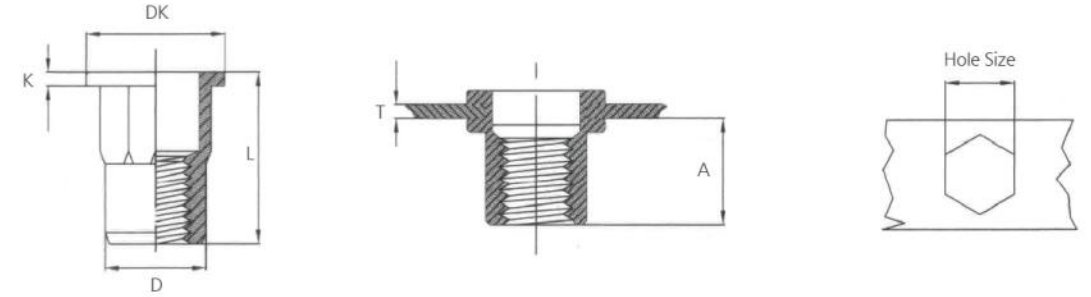
Material

304/316 Stainless Steel



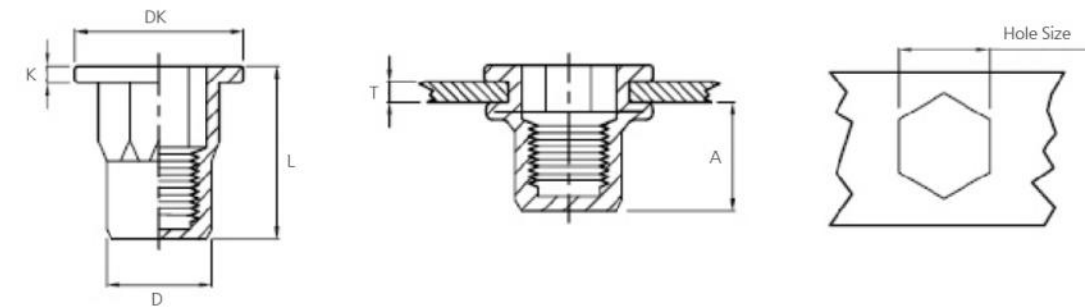
Scan to View Test Video
(BFHMH8-35)
In Youtube

Open End



Thread	Grip Range		Hole Size (0 ~ +0.1)	A (Ref.)	D (-0.1 ~ +0.07)	DK	K	L	Part No.
	Min	Max							
M3	0.50	1.50	5.00	5.00	4.90	7.00	0.80	9.00	BFHMH3-15
	1.50	2.50						10.00	BFHMH3-25
M4	0.50	2.00	6.00	7.20	5.90	9.00	0.80	11.00	BFHMH4-20
	2.00	4.00						13.00	BFHMH4-40
M5	0.50	2.50	7.00	7.50	6.90	10.00	1.00	12.00	BFHMH5-25
	2.00	4.00						14.00	BFHMH5-40
M6	0.50	3.00	9.00	9.20	8.90	12.70	1.30	15.50	BFHMH6-30
	3.00	5.00						19.50	BFHMH6-50
M8	1.00	3.50	11.00	11.00	10.90	16.00	1.50	18.00	BFHMH8-35
	3.50	5.50						21.00	BFHMH8-55
M10	1.00	4.00	13.00	13.20	12.90	18.00	1.70	21.00	BFHMH10-40
	4.00	6.00						24.00	BFHMH10-60
M12	1.00	4.00	16.00	16.00	15.90	23.00	2.00	28.00	BFHMH12-40
	6.00	8.00						30.00	BFHMH12-80

Closed End



Thread	Grip Range		Hole Size (0 ~ +0.1)	A (Ref.)	D (-0.1 ~ +0.07)	DK	K	L	Part No.
	Min	Max							
M4	0.50	2.00	6.00	11.50	5.90	9.00	1.00	16.00	BFHHFM4-20
	2.00	4.00						18.00	BFHHFM4-40
M5	0.50	2.50	7.00	13.50	6.90	10.00	1.00	18.50	BFHHFM5-25
	2.00	4.00						20.50	BFHHFM5-40
M6	0.50	3.00	9.00	17.00	8.90	12.70	1.50	23.00	BFHHFM6-30
	3.00	5.00						25.00	BFHHFM6-50
M8	1.00	3.50	11.00	18.20	10.90	16.00	1.50	25.00	BFHHFM8-35
	3.50	5.50						27.00	BFHHFM8-55
M10	1.00	4.00	13.00	25.00	12.90	19.00	1.70	33.00	BFHHFM10-40
	4.00	6.00						35.00	BFHHFM10-60
M12	1.00	4.00	16.00	25.00	15.90	23.00	2.00	33.50	BFHHFM12-40
	4.00	6.00						35.50	BFHHFM12-60

Stainless Steel Flat Head Full Hex Body

Material

304/316 Stainless Steel

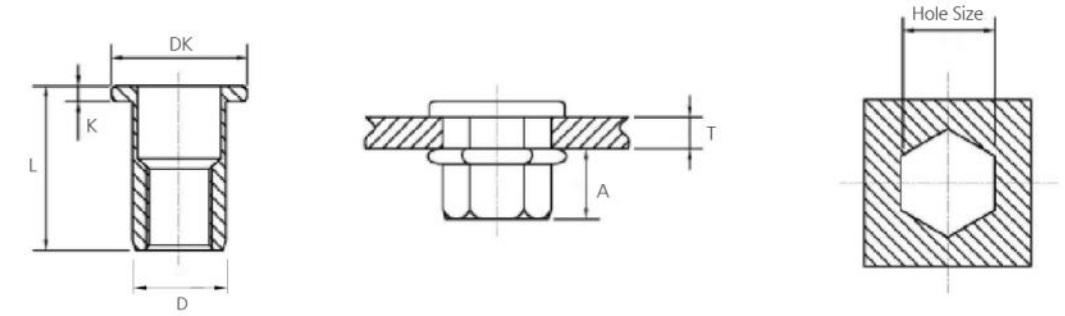


Stainless Steel Flat Head Full Hex Body

Rivmate

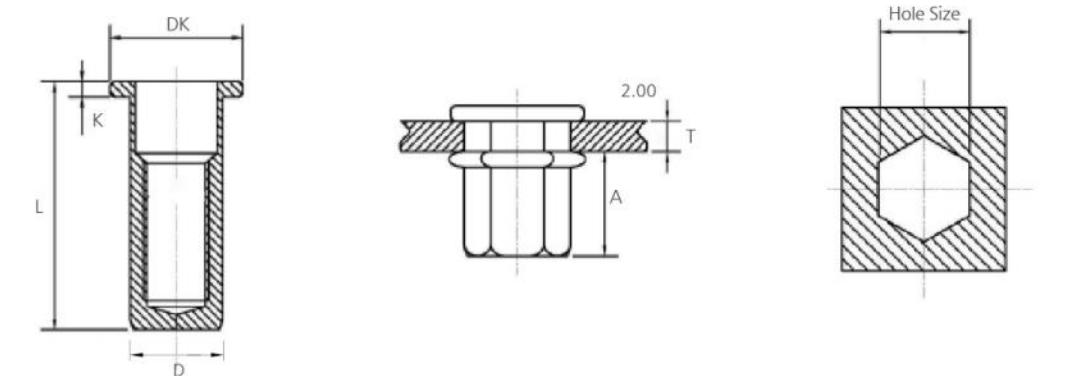
Washen

Open End



Thread	Grip Range		Hole Size (0 ~ +0.1)	A (Ref.)	D (-0.1 ~ +0.07)	DK	K	L	Part No.
	Min	Max							
M3	0.50	1.50	5.00	5.50	4.90	7.50	0.80	9.00	BFFHM3-15
M4	0.50	2.00	6.00	6.50	5.90	9.00	0.80	11.00	BFFHM4-20
M5	0.50	2.50	7.00	8.00	6.90	10.00	1.00	14.00	BFFHM5-25
M6	0.50	3.00	9.00	8.50	8.90	12.70(13.00)	1.35	15.00(16.00)	BFFHM6-30
M8	1.00	3.50	11.00	10.50	10.90	16.00	1.50	18.00	BFFHM8-35
M10	1.00	3.50	13.00	12.50	12.90	18.00(19.00)	1.70	21.00(23.00)	BFFHM10-35
M12	1.00	4.00	15.00	14.00	14.90	20.00	1.70	23.00	BFFHM12-40(15H)
M12	2.00	5.00	16.00	16.50	15.90	23.00	2.00	27.00	BFFHM12-50

Closed End



Thread	Grip Range		Hole Size (0 ~ +0.1)	A (Ref.)	D (-0.1 ~ +0.07)	DK	K	L	Part No.
	Min	Max							
M4	0.50	2.00	6.00	11.00	5.90	9.00	1.00	15.00	BFFHFM4-20
M5	0.50	2.50	7.00	13.50	6.90	10.00	1.00	18.00	BFFHFM5-25
M6	0.50	3.00	9.00	17.00	8.90	12.70	1.50	23.00	BFFHFM6-30
M8	1.00	3.50	11.00	19.00	10.90	16.00	1.50	26.00	BFFHFM8-35
M10	1.00	4.00	13.00	25.00	12.90	19.00	2.00	33.00	BFFHFM10-40

Stainless Steel Reduced Head Half Hex Body

Material

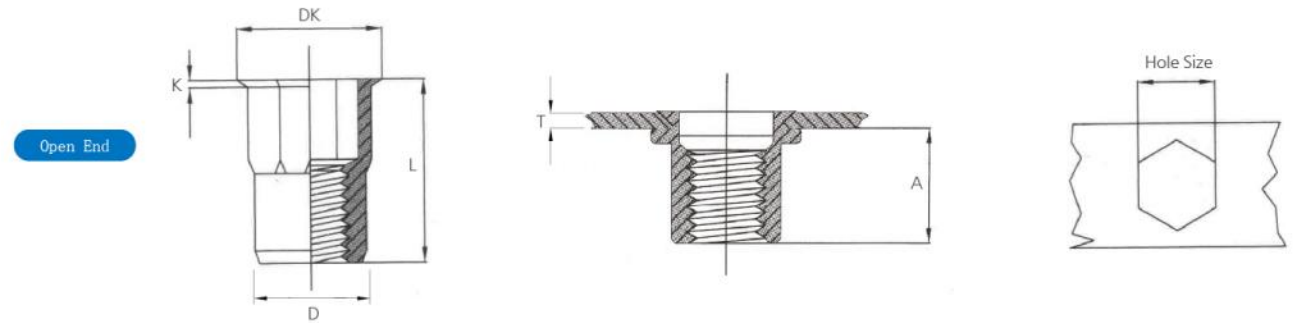
304/316 Stainless Steel



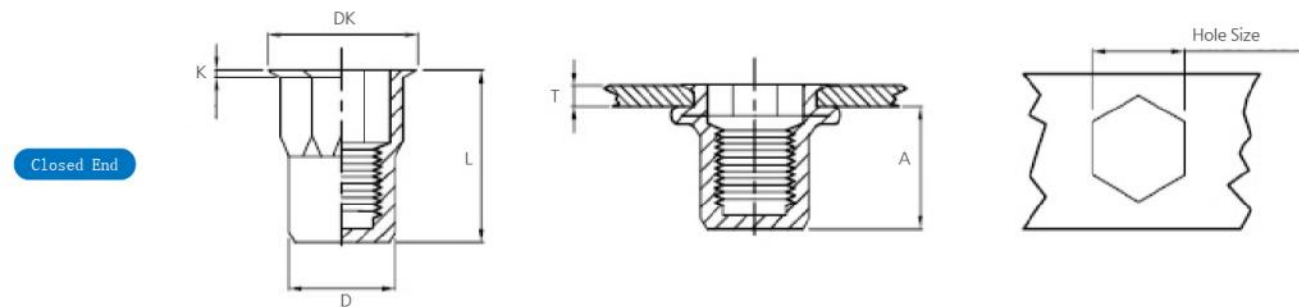
Stainless Steel Reduced Head Half Hex Body

Rivmate

Washen



Thread	Grip Range		Hole Size (0 ~ +0.1)	A (Ref.)	D (-0.1 ~ +0.07)	DK	K	L	Part No.
	Min	Max							
M3	0.50	1.50	5.00	5.20	4.90	6.00	0.50	9.00	BRHHM3-15
	1.50	2.50						11.00	BRHHM3-25
M4	0.50	2.00	6.00	8.00	5.90	7.00	0.50	12.00	BRHHM4-20
	2.00	4.00						14.00	BRHHM4-40
M5	0.50	2.50	7.00	8.20	6.90	8.00	0.60	13.00	BRHHM5-25
	2.00	4.00					0.50	15.00	BRHHM5-40
M6	1.00	3.00	9.00	10.70	8.90	10.00	0.60	16.00	BRHHM6-30
	3.50	5.00						18.00	BRHHM6-50
M8	1.00	3.50	11.00	11.20	10.90	12.00	0.65	17.50	BRHHM8-35
	3.50	5.00						19.50	BRHHM8-50
M10	1.00	4.00	13.00	13.50	12.90	14.50	0.75	21.00	BRHHM10-40
	3.50	5.00						23.00	BRHHM10-50
M12	1.00	4.00	16.00	14.80	15.90	17.50	0.80	24.00	BRHHM12-40
	4.00	6.00						27.00	BRHHM12-60



Thread	Grip Range		Hole Size (0 ~ +0.1)	A (Ref.)	D (-0.1 ~ +0.07)	DK	K	L	Part No.
	Min	Max							
M3	0.50	1.50	5.00	8.50	4.90	6.00	0.50	13.00	BRHHFM3-15
	1.50	2.50						15.00	BRHHFM3-25
M4	0.50	2.00	6.00	11.50	5.90	7.00	0.50	15.50	BRHHFM4-20
	2.00	4.00						17.50	BRHHFM4-40
M5	0.50	2.50	7.00	13.50	6.90	8.00	0.50	18.00	BRHHFM5-25
	2.00	4.00						20.00	BRHHFM5-40
M6	0.50	3.50	9.00	15.80	8.90	10.00	0.60	21.50	BRHHFM6-35
	3.50	5.00						23.00	BRHHFM6-50
M8	1.00	3.50	11.00	18.20	10.90	12.00	0.65	24.00	BRHHFM8-35
	3.50	5.50						26.00	BRHHFM8-55
M10	1.00	4.00	13.00	23.20	12.90	14.50	0.75	30.50	BRHHFM10-40
	3.50	6.00						33.00	BRHHFM10-60
M12	1.00	4.00	16.00	23.20	15.90	17.50	0.75	31.50(31.00)	BRHHFM12-40

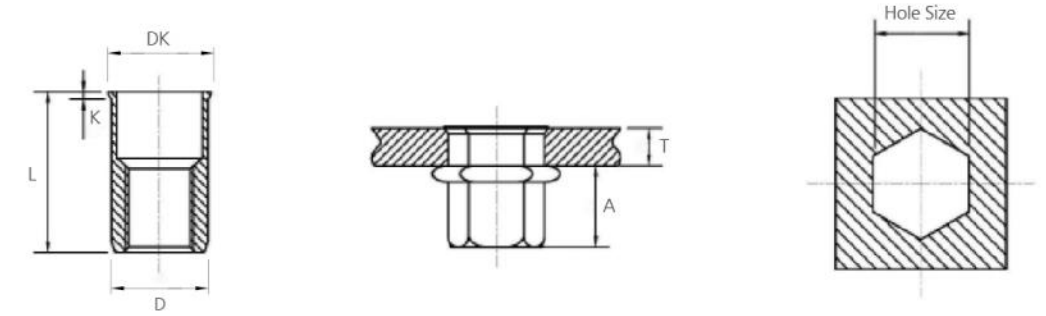
Stainless Steel Reduced Head Full Hex Body

Material

304/316 Stainless Steel

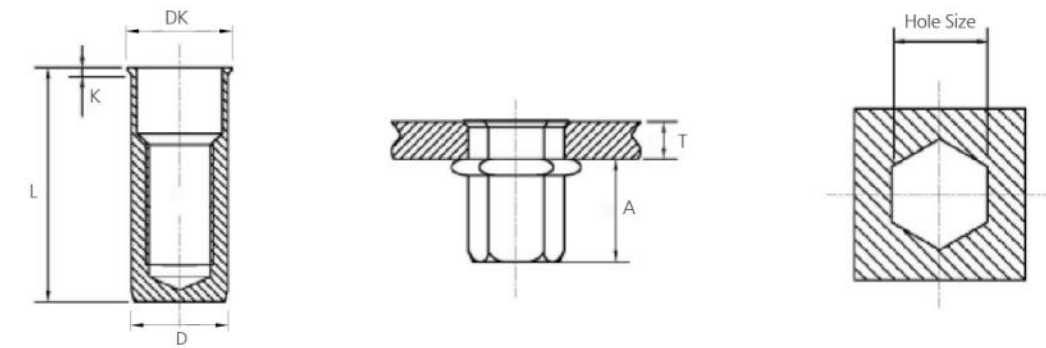


Open End



Thread	Grip Range		Hole Size (0 ~ +0.1)	A (Ref.)	D (-0.1 ~ +0.07)	DK	K	L	Part No.
	Min	Max							
M3	0.50	1.50	5.00	5.00	4.90	6.00	0.50	8.50	BRFHM3-15
M4	0.50	2.50	6.00	6.70	5.90	7.00	0.50	11.00	BRFHM4-25
M5	0.50	3.00	7.00	9.00	6.90	8.00	0.50	14.50	BRFHM5-30
M6	1.00	3.50	9.00	10.00	8.90	10.00	0.60	16.00	BRFHM6-35
M8	1.00	4.00	11.00	11.50	10.90	12.00	0.65	18.00	BRFHM8-40
M10	1.00	3.50	12.00	12.50	11.90	13.50	0.75	19.00	BRFHM10-35(12H)
M12	1.00	4.00	16.00	15.50	15.90	17.50	1.00	25.00	BRFHM12-40

Closed End



Thread	Grip Range		Hole Size (0 ~ +0.1)	A (Ref.)	D (-0.1 ~ +0.07)	DK	K	L	Part No.
	Min	Max							
M4	0.50	2.50	6.00	12.30	5.90	7.00	0.50	16.00	BRFHFM4-25
M5	0.50	3.00	7.00	15.20	6.90	8.00	0.50	20.00	BRFHFM5-30
M6	0.50	3.50	9.00	14.50	8.90	10.00	0.60	20.50	BRFHFM6-35
M8	1.00	4.00	11.00	17.00	10.90	12.00	0.65	23.00	BRFHFM8-40
M10	1.00	4.50	13.00	20.00	12.90	14.50	0.75	28.50	BRFHFM10-45

Stainless Steel Countersunk Head Round Body

Material

304/316 Stainless Steel

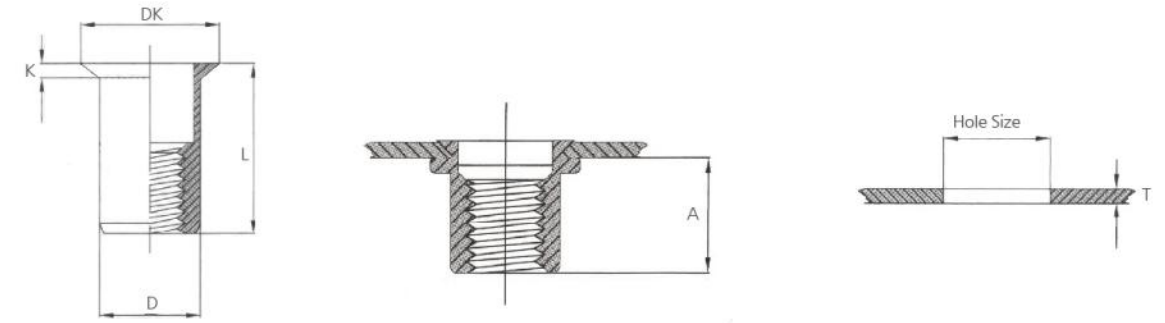


Stainless Steel Countersunk Head Round Body

Rivmate

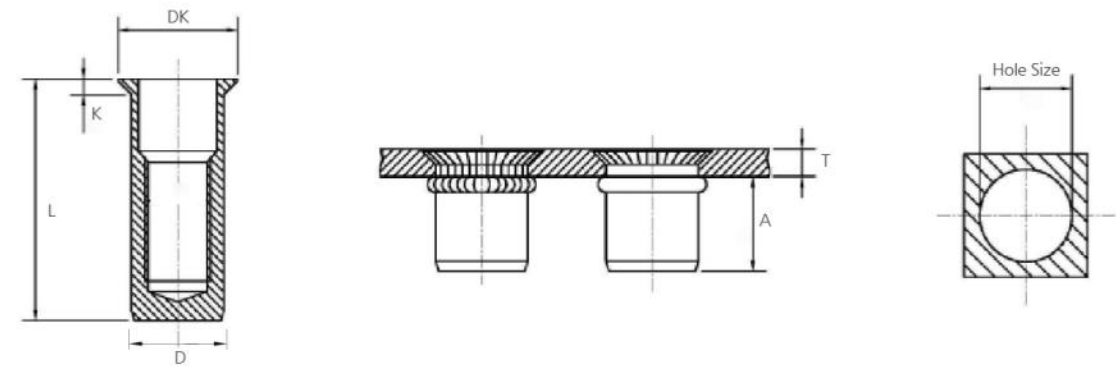
Washen

Open End



Thread	Grip Range		Hole Size (0 ~ +0.1)	A (Ref.)	D (-0.1 ~ +0.07)	DK	K	L	Part No.
	Min	Max							
M4	1.50	3.00	6.00	7.50	5.90	9.00	1.50	12.00	BCRM4-30
M5	1.50	3.50	7.00	7.80	6.90	10.00	1.50	13.00	BCRM5-35
M6	1.50	4.00	9.00	9.00	8.90	12.00	1.50	15.50	BCRM6-40
M8	2.00	4.50	11.00	12.00	10.90	14.00	1.50	18.50	BCRM8-45
M10	2.00	5.00	13.00	13.00	12.90	16.00	1.50	21.00	BCRM10-50

Closed End



Thread	Grip Range		Hole Size (0 ~ +0.1)	A (Ref.)	D (-0.1 ~ +0.07)	DK	K	L	Part No.
	Min	Max							
M4	1.50	3.00	6.00	12.30	5.90	9.00	1.50	17.50	BCRFM4-30
M5	1.50	3.50	7.00	14.00	6.90	10.00	1.50	19.50	BCRFM5-35
M6	1.50	4.00	9.00	17.50	8.90	12.00	1.50	23.50	BCRFM6-40
M8	1.50	4.00	11.00	20.00	10.90	14.00	1.50	26.50	BCRFM8-40
M10	1.50	5.00	13.00	21.50	12.90	16.00	1.50	30.00	BCRFM10-50

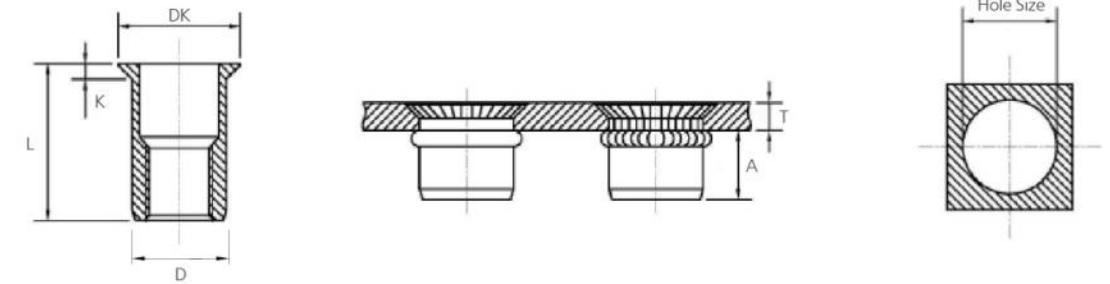
Stainless Steel Countersunk Head Knurled Body

Material

304/316 Stainless Steel

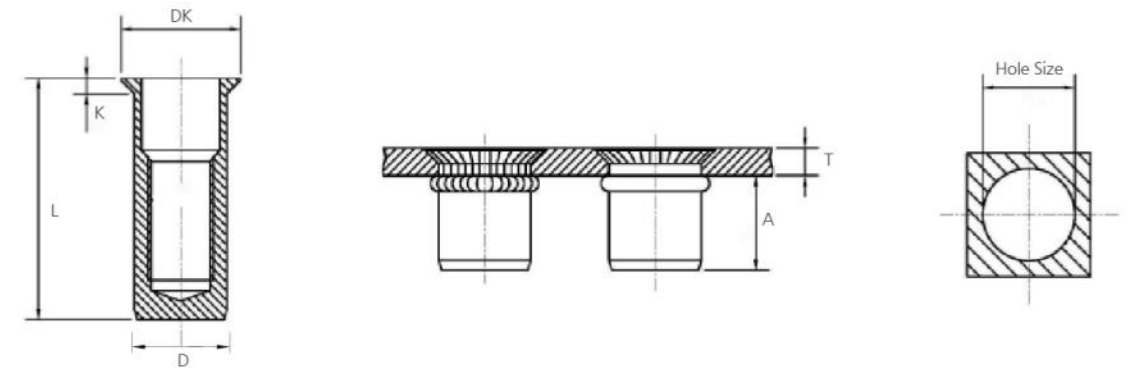


Open End



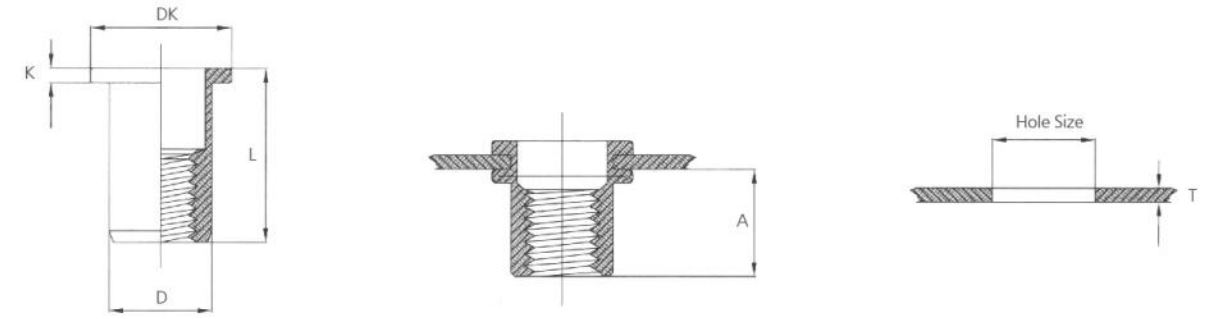

Thread	Grip Range		Hole Size (0 ~ +0.1)	A (Ref.)	D (-0.1 ~ +0.07)	DK	K	L	Part No.
	Min	Max							
M3	1.50	2.50	5.00	4.50	4.90	7.50	1.50	8.50	BCKM3-25
	2.50	3.50						11.50	BCKM3-35
M4	1.50	3.00	6.00	7.50	5.90	9.00	1.50	12.00	BCKM4-30
	3.00	5.00						13.00	BCKM4-50
M5	1.50	3.50	7.00	7.80	6.90	10.00	1.50	13.00	BCKM5-35
	3.00	5.00						15.00	BCKM5-50
M6	1.50	4.00	9.00	9.00	8.90	12.00	1.50	15.50	BCKM6-40
	4.00	6.00						19.00	BCKM6-60
M8	2.00	4.50	11.00	12.00	10.90	14.00	1.50	18.50	BCKM8-45
	4.50	6.50						21.00	BCKM8-65
M10	2.00	5.00	13.00	13.00	12.90	16.00	1.50	21.00	BCKM10-50
	4.50	6.50						24.00	BCKM10-65
M12	2.00	5.00	16.00	17.50	15.90	18.00	1.70	24.00	BCKM12-50

Closed End



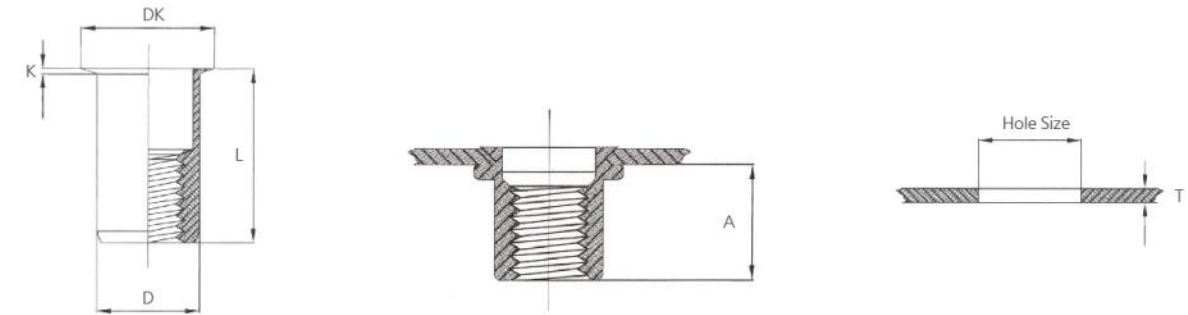
Thread	Grip Range		Hole Size (0 ~ +0.1)	A (Ref.)	D (-0.1 ~ +0.07)	DK	K	L	Part No.
	Min	Max							
M4	1.50	3.00	6.00	12.30	5.90	9.00	1.50	17.50	BCKFM4-30
M5	1.50	3.50	7.00	14.00	6.90	10.00	1.50	19.50	BCKFM5-35
M6	1.50	4.00	9.00	17.50	8.90	12.00	1.50	23.50	BCKFM6-40
M8	1.50	4.50	11.00	20.00	10.90	14.00	1.50	26.50	BCKFM8-45
M10	1.50	5.00	13.00	21.50	12.90	16.00	1.50	30.00	BCKFM10-50
M12	1.50	5.50	16.00	22.50	15.90	19.00	1.50	33.00	BCKFM12-55

Aluminum Flat Head Round Body



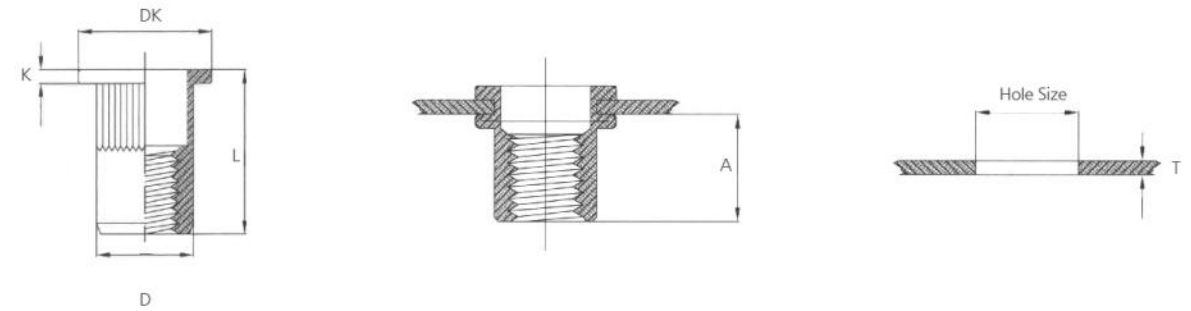
Thread	Grip Range		Hole Size (0 ~ +0.1)	A (Ref.)	D (-0.1 ~ +0.07)	DK	K	L	Part No.
	Min	Max							
M4	0.50	2.00	6.0	6.0	5.90	8.8	0.8	10.5	AFRM4-20
M5	0.50	2.50	7.0	7.5	6.90	10.0	1.0	13.0	AFRM5-25
M6	0.50	2.50	9.0	9.2	8.90	12.3	1.3	15.0	AFRM6-25
M8	1.00	3.00	11.0	10.2	10.90	14.3	1.5	16.5	AFRM8-30
M10	1.00	4.00	13.0	11.5	12.90	16.3	1.6	19.0	AFRM10-40

Aluminum Reduced Head Round Body



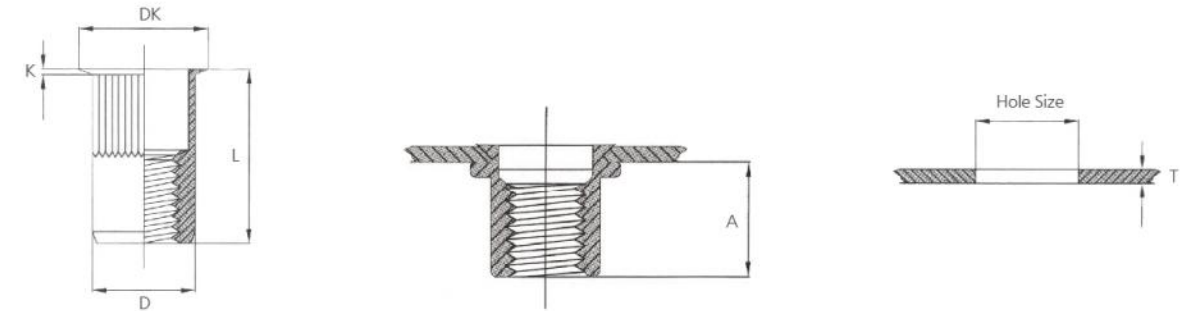
Thread	Grip Range		Hole Size (0 ~ +0.1)	A (Ref.)	D (-0.1 ~ +0.07)	DK	K	L	Part No.
	Min	Max							
M4	0.50	2.00	6.0	6.0	5.90	7.0	0.5	10.5	ARRM4-20
M5	0.50	2.00	7.0	7.5	6.90	8.0	0.5	11.5	ARRM5-20
M6	0.50	2.50	9.0	9.2	8.90	10.0	0.6	14.0	ARRM6-25
M8	0.50	2.50	11.0	10.2	10.90	12.0	0.65	15.5	ARRM8-25
M10	1.00	3.00	13.0	11.5	12.90	14.1	0.7	17.7	ARRM10-30

Aluminum Flat Head Knurled Body



Thread	Grip Range		Hole Size (0 ~ +0.1)	A (Ref.)	D (-0.1 ~ +0.07)	DK	K	L	Part No.
	Min	Max							
M4	0.50	2.00	6.0	6.0	5.90	8.8	0.8	10.5	AFKM4-20
M5	0.50	2.50	7.0	7.5	6.90	10.0	1.0	13.0	AFKM5-25
M6	0.50	2.50	9.0	9.2	8.90	12.3	1.3	15.0	AFKM6-25
M8	1.00	3.00	11.0	10.2	10.90	14.3	1.5	16.5	AFKM8-30
M10	1.00	4.00	13.0	11.5	12.90	16.3	1.6	19.0	AFKM10-40

Aluminum Reduced Head Knurled Body

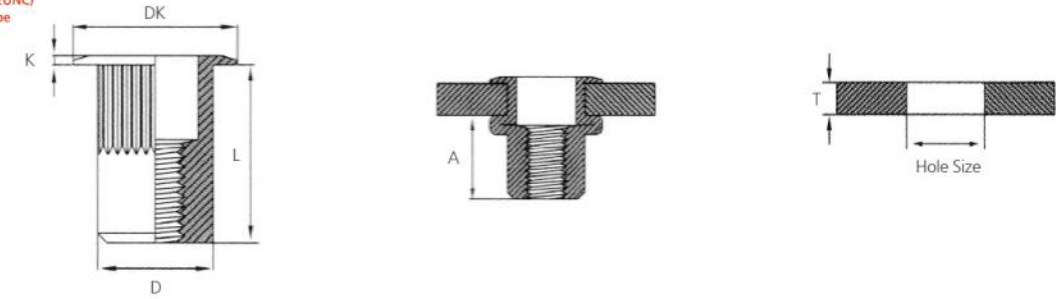


Thread	Grip Range		Hole Size (0 ~ +0.1)	A (Ref.)	D (-0.1 ~ +0.07)	DK	K	L	Part No.
	Min	Max							
M4	0.50	2.00	6.0	6.0	5.90	7.0	0.5	10.5	ARKM4-20
M5	0.50	2.00	7.0	7.5	6.90	8.0	0.5	11.5	ARKM5-20
M6	0.50	2.50	9.0	9.2	8.90	10.0	0.6	14.0	ARKM6-25
M8	0.50	2.50	11.0	10.2	10.90	12.0	0.65	15.5	ARKM8-25
M10	1.00	3.00	13.0	11.5	12.90	14.1	0.7	17.7	ARKM10-30

Carbon Steel Flat Head Knurled Body (US Type)



Scan to View Test Video
(SFK1/4-20-42UNC)
in Youtube



Carbon Steel Flat Head Knurled Body (US Type)

Rivmate

Washen

Thread	Grip Range		Hole Size (0 ~ +0.1)	A (Ref.)	D (-0.1 ~ +0.07)	DK	K	L	Part No.
	Min	Max							
M4	0.50	2.00	6.75	7.75	6.73	9.91	0.76	10.67	SFKM4-20(6.8H)
M4	2.00	3.30	6.75	7.75	6.73	9.91	0.76	11.94	SFKM4-33(6.8H)
M5	0.50	3.30	7.60	8.00	7.52	10.54	0.76	12.07	SFKM5-33(7.6H)
M5	3.30	5.70	7.60	8.00	7.52	10.54	0.76	14.86	SFKM5-57(7.6H)
M6	0.70	4.20	10.00	9.65	9.91	12.70	0.76	14.73	SFKM6-42(10.0H)
M6	4.20	6.60	10.00	9.65	9.91	12.70	0.76	17.27	SFKM6-66(10.0H)
M8	0.70	3.80	13.50	11.94	13.46	17.40	0.89	17.53	SFKM8-38(13.5H)
M8	3.80	7.90	13.50	10.80	13.46	17.40	0.89	20.45	SFKM8-79(13.5H)
M10	0.70	3.80	13.50	11.94	13.46	17.40	0.89	17.53	SFKM10-38(13.5H)
M10	3.80	7.90	13.50	10.80	13.46	17.40	0.89	20.45	SFKM10-79(13.5H)
M12	1.60	5.10	17.45	21.59	17.40	21.97	1.19	29.21	SFKM12-51(17.45H)
M12	5.10	8.90	17.45	21.59	17.40	21.97	1.19	33.02	SFKM12-89(17.45H)

Thread	Grip Range		Hole Size (0 ~ +0.1)	A (Ref.)	D (-0.1 ~ +0.07)	DK	K	L	Part No.
	Min	Max							
6-32UNC	.020	.080	.2656	.305	.265	.390	.030	.420	SFK6-32-20UNC
6-32UNC	.080	.130	.2656	.305	.265	.390	.030	.470	SFK6-32-33UNC
8-32UNC	.020	.080	.2656	.305	.265	.390	.030	.420	SFK8-32-20UNC
8-32UNC	.080	.130	.2656	.305	.265	.390	.030	.470	SFK8-32-33UNC
10-24UNC	.020	.130	.2969	.315	.296	.415	.030	.475	SFK10-24-33UNC
10-24UNC	.130	.225	.2969	.315	.296	.415	.030	.585	SFK10-24-57UNC
10-32UNF	.020	.130	.2969	.315	.296	.415	.030	.475	SFK10-32-33UNF
10-32UNF	.130	.225	.2969	.315	.296	.415	.030	.585	SFK10-32-57UNF
1/4-20UNC	.027	.165	.3906	.380	.390	.500	.030	.580	SFK1/4-20-42UNC
1/4-20UNC	.165	.260	.3906	.380	.390	.500	.030	.680	SFK1/4-20-66UNC
5/16-18UNC	.027	.150	.5312	.470	.530	.685	.035	.690	SFK5/16-18-38UNC
5/16-18UNC	.150	.312	.5312	.425	.530	.685	.035	.805	SFK5/16-18-79UNC
3/8-16UNC	.027	.150	.5312	.470	.530	.685	.035	.690	SFK3/8-16-38UNC
3/8-16UNC	.150	.312	.5312	.425	.530	.685	.035	.805	SFK3/8-16-79UNC
1/2-13UNC	.063	.200	.6875	.850	.685	.865	.047	1.150	SFK1/2-13-51UNC
1/2-13UNC	.200	.350	.6875	.850	.685	.865	.047	1.300	SFK1/2-13-89UNC

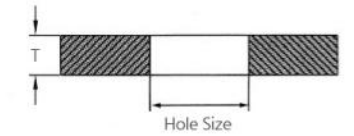
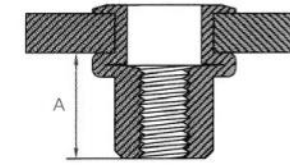
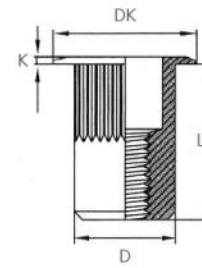
Carbon Steel Reduced Head Knurled Body (US Type)



Carbon Steel Reduced Head Knurled Body (US Type)

Rivmate

Washen



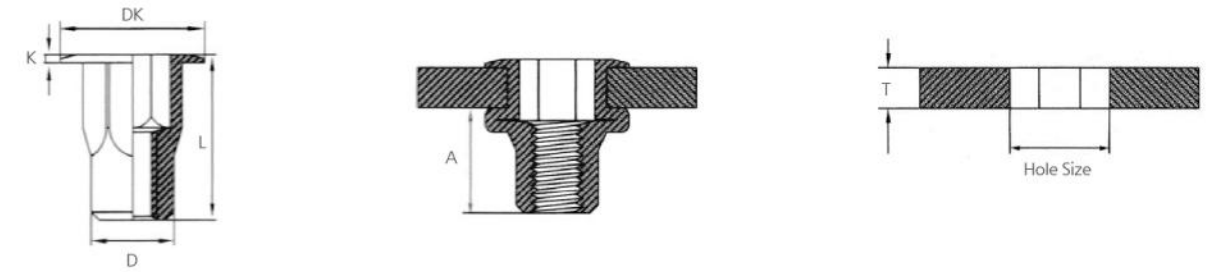
Thread	Grip Range		Hole Size (0 ~ +0.1)	A (Ref.)	D (-0.1 ~ +0.07)	DK	K	L	Part No.
	Min	Max							
M4	0.50	2.00	6.75	7.75	6.73	7.87	0.48	10.67	SRKM4-20(6.8H)
M4	2.00	3.30	6.75	7.75	6.73	7.87	0.48	11.94	SRKM4-33(6.8H)
M5	0.50	3.30	7.60	8.00	7.52	8.64	0.48	12.07	SRKM5-33(7.6H)
M5	3.30	5.70	7.60	8.00	7.52	8.64	0.48	14.86	SRKM5-57(7.6H)
M6	0.70	4.20	10.00	9.65	9.91	11.56	0.55	14.73	SRKM6-42(10.0H)
M6	4.20	6.60	10.00	9.65	9.91	11.56	0.55	17.27	SRKM6-66(10.0H)
M8	0.70	3.80	13.50	11.94	13.46	15.11	0.55	17.53	SRKM8-38(13.5H)
M8	3.80	7.90	13.50	10.80	13.46	15.11	0.55	20.45	SRKM8-79(13.5H)
M10	0.70	3.80	13.50	11.94	13.46	15.11	0.55	18.00	SRKM10-38(13.5H)
M10	3.80	7.90	13.50	10.80	13.46	15.11	0.55	21.00	SRKM10-79(13.5H)

Thread	Grip Range		Hole Size (0 ~ +0.1)	A (Ref.)	D (-0.1 ~ +0.07)	DK	K	L	Part No.
	Min	Max							
6-32UNC	.020	.080	.2656	.305	.265	.310	.019	.420	SRK6-32-20UNC
6-32UNC	.080	.130	.2656	.305	.265	.310	.019	.470	SRK6-32-33UNC
8-32UNC	.020	.080	.2656	.305	.265	.310	.019	.420	SRK8-32-20UNC
8-32UNC	.080	.130	.2656	.305	.265	.310	.019	.470	SRK8-32-33UNC
10-24UNC	.020	.130	.2969	.315	.296	.340	.019	.475	SRK10-24-33UNC
10-24UNC	.130	.225	.2969	.315	.296	.340	.019	.585	SRK10-24-57UNC
10-32UNF	.020	.130	.2969	.315	.296	.340	.019	.475	SRK10-32-33UNF
10-32UNF	.130	.225	.2969	.315	.296	.340	.019	.585	SRK10-32-57UNF
1/4-20UNC	.027	.165	.3906	.380	.390	.455	.022	.580	SRK1/4-20-42UNC
1/4-20UNC	.165	.260	.3906	.380	.390	.455	.022	.680	SRK1/4-20-66UNC
5/16-18UNC	.027	.150	.5312	.470	.530	.595	.022	.690	SRK5/16-18-38UNC
5/16-18UNC	.150	.312	.5312	.425	.530	.595	.022	.805	SRK5/16-18-79UNC
3/8-16UNC	.027	.150	.5312	.470	.530	.595	.022	.690	SRK3/8-16-38UNC
3/8-16UNC	.150	.312	.5312	.425	.530	.595	.022	.805	SRK3/8-16-79UNC

Carbon Steel Flat Head Half Hex Body (US Type)



Carbon Steel Flat Head Half Hex Body (US Type)



Thread	Grip Range		Hole Size (0 ~ +0.1)	A (Ref.)	D (-0.1 ~ +0.07)	DK	K	L	Part No.
	Min	Max							
M4	0.50	2.00	6.35	6.30	6.25	9.60	0.70	10.50	SFHHM4-20(6.4H)
M4	2.00	3.30	6.35	6.30	6.25	9.60	0.70	11.80	SFHHM4-33(6.4H)
M5	0.50	3.30	7.14	6.30	7.04	9.90	0.70	11.80	SFHHM5-33(7.2H)
M5	3.30	5.70	7.14	5.80	7.04	9.90	0.70	14.30	SFHHM5-57(7.2H)
M6	0.70	4.20	9.53	9.00	9.40	13.00	0.80	15.70	SFHHM6-42(9.6H)
M6	4.20	6.60	9.53	8.20	9.40	13.00	0.80	18.20	SFHHM6-66(9.6H)
M8	0.70	3.80	12.70	10.60	12.60	16.60	0.90	18.20	SFHHM8-38(13.0H)
M8	3.80	7.90	12.70	11.20	12.60	16.60	0.90	22.50	SFHHM8-79(13.0H)
M10	0.70	3.80	12.70	10.60	12.60	16.60	0.90	18.20	SFHHM10-38(13.0H)
M10	3.80	7.90	12.70	11.20	12.60	16.60	0.90	22.50	SFHHM10-79(13.0H)

Thread	Grip Range		Hole Size (0 ~ +0.1)	A (Ref.)	D (-0.1 ~ +0.07)	DK	K	L	Part No.
	Min	Max							
6-32UNC	.020	.080	.250	.248	.246	.378	.027	.413	SFHH6-32-20UNC
6-32UNC	.080	.130	.250	.248	.246	.378	.027	.465	SFHH6-32-33UNC
8-32UNC	.020	.080	.250	.248	.246	.378	.027	.413	SFHH8-32-20UNC
8-32UNC	.020	.130	.250	.248	.246	.378	.027	.465	SFHH8-32-33UNC
10-24UNC	.020	.130	.281	.248	.277	.390	.027	.465	SFHH10-24-33UNC
10-24UNC	.130	.225	.281	.228	.277	.390	.027	.563	SFHH10-24-57UNC
10-32UNF	.020	.130	.281	.248	.277	.390	.027	.465	SFHH10-32-33UNF
10-32UNF	.130	.225	.281	.228	.277	.390	.027	.563	SFHH10-32-57UNF
1/4-20UNC	.027	.165	.375	.354	.370	.510	.030	.618	SFHH1/4-20-42UNC
1/4-20UNC	.165	.260	.375	.323	.370	.510	.030	.717	SFHH1/4-20-66UNC
5/16-18UNC	.027	.150	.500	.417	.496	.655	.035	.717	SFHH5/16-18-38UNC
5/16-18UNC	.150	.312	.500	.441	.496	.655	.035	.886	SFHH5/16-18-79UNC
3/8-16UNC	.027	.150	.500	.417	.496	.655	.035	.717	SFHH3/8-16-38UNC
3/8-16UNC	.150	.312	.500	.441	.496	.655	.035	.886	SFHH3/8-16-79UNC

Stainless Steel Flat Head Knurled Body (US Type)

Material

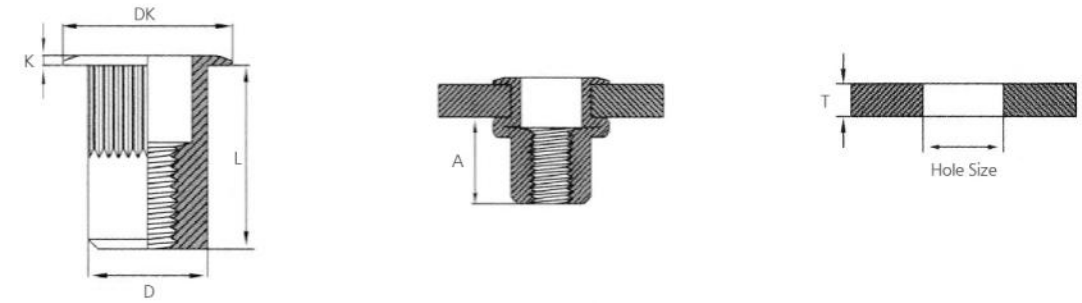
304/316 Stainless Steel



Stainless Steel Flat Head Knurled Body (US Type)

Rivmate

Washen



Thread	Grip Range		Hole Size (0 ~ +0.1)	A (Ref.)	D (-0.1 ~ +0.07)	DK	K	L	Part No.
	Min	Max							
M4	0.50	2.00	6.75	7.75	6.73	9.91	0.76	10.67	BFKM4-20(6.8H)
M4	2.00	3.30	6.75	7.75	6.73	9.91	0.76	11.94	BFKM4-33(6.8H)
M5	0.50	3.30	7.60	8.00	7.52	10.54	0.76	12.07	BFKM5-33(7.6H)
M5	3.30	5.70	7.60	8.00	7.52	10.54	0.76	14.86	BFKM5-57(7.6H)
M6	0.70	4.20	10.00	9.65	9.91	12.70	0.76	14.73	BFKM6-42(10.0H)
M6	4.20	6.60	10.00	9.65	9.91	12.70	0.76	17.27	BFKM6-66(10.0H)
M8	0.70	3.80	13.50	11.94	13.46	17.40	0.89	17.53	BFKM8-38(13.5H)
M8	3.80	7.90	13.50	10.80	13.46	17.40	0.89	20.45	BFKM8-79(13.5H)
M10	0.70	3.80	13.50	11.94	13.46	17.40	0.89	17.53	BFKM10-38(13.5H)
M10	3.80	7.90	13.50	10.80	13.46	17.40	0.89	20.45	BFKM10-79(13.5H)
M12	1.60	5.10	17.45	21.59	17.40	21.97	1.19	29.21	BFKM12-51(17.45H)
M12	5.10	8.90	17.45	21.59	17.40	21.97	1.19	33.02	BFKM12-89(17.45H)

Thread	Grip Range		Hole Size (0 ~ +0.1)	A (Ref.)	D (-0.1 ~ +0.07)	DK	K	L	Part No.
	Min	Max							
6-32UNC	.020	.080	.2656	.305	.265	.390	.030	.420	BFK6-32-20UNC
6-32UNC	.080	.130	.2656	.305	.265	.390	.030	.470	BFK6-32-33UNC
8-32UNC	.020	.080	.2656	.305	.265	.390	.030	.420	BFK8-32-20UNC
8-32UNC	.080	.130	.2656	.305	.265	.390	.030	.470	BFK8-32-33UNC
10-24UNC	.020	.130	.2969	.315	.296	.415	.030	.475	BFK10-24-33UNC
10-24UNC	.130	.225	.2969	.315	.296	.415	.030	.585	BFK10-24-57UNC
10-32UNF	.020	.130	.2969	.315	.296	.415	.030	.475	BFK10-32-33UNF
10-32UNF	.130	.225	.2969	.315	.296	.415	.030	.585	BFK10-32-57UNF
1/4-20UNC	.027	.165	.3906	.380	.390	.500	.030	.580	BFK1/4-20-42UNC
1/4-20UNC	.165	.260	.3906	.380	.390	.500	.030	.680	BFK1/4-20-66UNC
5/16-18UNC	.027	.150	.5312	.470	.530	.685	.035	.690	BFK5/16-18-38UNC
5/16-18UNC	.150	.312	.5312	.425	.530	.685	.035	.805	BFK5/16-18-79UNC
3/8-16UNC	.027	.150	.5312	.470	.530	.685	.035	.690	BFK3/8-16-38UNC
3/8-16UNC	.150	.312	.5312	.425	.530	.685	.035	.805	BFK3/8-16-79UNC
1/2-13UNC	.063	.200	.6875	.850	.685	.865	.047	1.150	BFK1/2-13-51UNC
1/2-13UNC	.200	.350	.6875	.850	.685	.865	.047	1.300	BFK1/2-13-89UNC

Stainless Steel Reduced Head Knurled Body (US Type)

Material

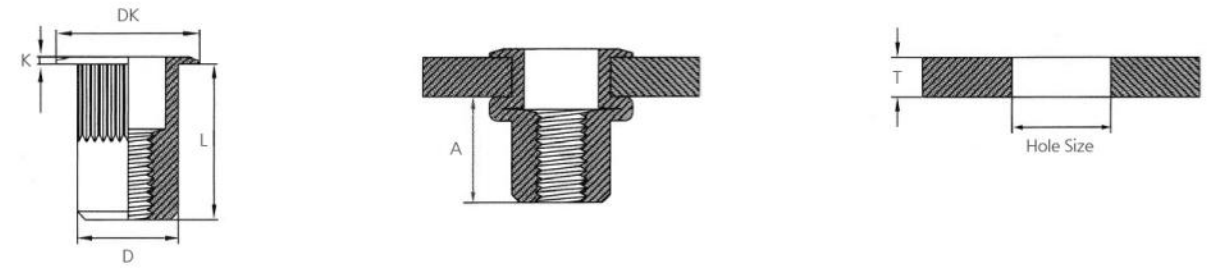
304/316 Stainless Steel



Stainless Steel Reduced Head Knurled Body (US Type)

Rivmate

Washen



Thread	Grip Range		Hole Size (0 ~ +0.1)	A (Ref.)	D (-0.1 ~ +0.07)	DK	K	L	Part No.
	Min	Max							
M4	0.50	2.00	6.75	7.75	6.73	7.87	0.48	10.67	BRKM4-20(6.8H)
M4	2.00	3.30	6.75	7.75	6.73	7.87	0.48	11.94	BRKM4-33(6.8H)
M5	0.50	3.30	7.60	8.00	7.52	8.64	0.48	12.07	BRKM5-33(7.6H)
M5	3.30	5.70	7.60	8.00	7.52	8.64	0.48	14.86	BRKM5-57(7.6H)
M6	0.70	4.20	10.00	9.65	9.91	11.56	0.55	14.73	BRKM6-42(10.0H)
M6	4.20	6.60	10.00	9.65	9.91	11.56	0.55	17.27	BRKM6-66(10.0H)
M8	0.70	3.80	13.50	11.94	13.46	15.11	0.55	17.53	BRKM8-38(13.5H)
M8	3.80	7.90	13.50	10.80	13.46	15.11	0.55	20.45	BRKM8-79(13.5H)
M10	0.70	3.80	13.50	11.94	13.46	15.11	0.55	17.53	BRKM10-38(13.5H)
M10	3.80	7.90	13.50	10.80	13.46	15.11	0.55	20.45	BRKM10-79(13.5H)

Thread	Grip Range		Hole Size (0 ~ +0.1)	A (Ref.)	D (-0.1 ~ +0.07)	DK	K	L	Part No.
	Min	Max							
6-32UNC	.020	.080	.2656	.305	.265	.310	.019	.420	BRK6-32-20UNC
6-32UNC	.080	.130	.2656	.305	.265	.310	.019	.470	BRK6-32-33UNC
8-32UNC	.020	.080	.2656	.305	.265	.310	.019	.420	BRK8-32-20UNC
8-32UNC	.080	.130	.2656	.305	.265	.310	.019	.470	BRK8-32-33UNC
10-24UNC	.020	.130	.2969	.315	.296	.340	.019	.475	BRK10-24-33UNC
10-24UNC	.130	.225	.2969	.315	.296	.340	.019	.585	BRK10-24-57UNC
10-32UNF	.020	.130	.2969	.315	.296	.340	.019	.475	BRK10-32-33UNF
10-32UNF	.130	.225	.2969	.315	.296	.340	.019	.585	BRK10-32-57UNF
1/4-20UNC	.027	.165	.3906	.380	.390	.455	.022	.580	BRK1/4-20-42UNC
1/4-20UNC	.165	.260	.3906	.380	.390	.455	.022	.680	BRK1/4-20-66UNC
5/16-18UNC	.027	.150	.5312	.470	.530	.595	.022	.690	BRK5/16-18-38UNC
5/16-18UNC	.150	.312	.5312	.425	.530	.595	.022	.805	BRK5/16-18-79UNC
3/8-16UNC	.027	.150	.5312	.470	.530	.595	.022	.690	BRK3/8-16-38UNC
3/8-16UNC	.150	.312	.5312	.425	.530	.595	.022	.805	BRK3/8-16-79UNC

Stainless Steel Flat Head Half Hex Body (US Type)

Material

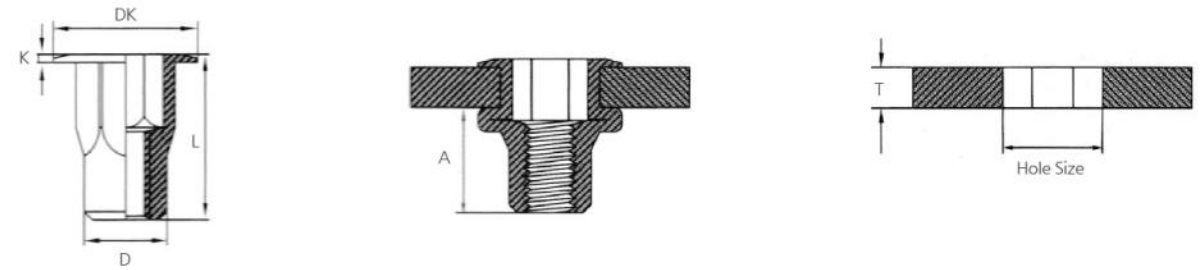
304/316 Stainless Steel



Stainless Steel Flat Head Half Hex Body (US Type)

Rivmate

Washen



Thread	Grip Range		Hole Size (0 ~ +0.1)	A (Ref.)	D (-0.1 ~ +0.07)	DK	K	L	Part No.
	Min	Max							
M4	0.50	2.00	6.35	6.30	6.25	9.60	0.70	10.50	BFHHM4-20(6.4H)
M4	2.00	3.30	6.35	6.30	6.25	9.60	0.70	11.80	BFHHM4-33(6.4H)
M5	0.50	3.30	7.14	6.30	7.04	9.90	0.70	11.80	BFHHM5-33(7.2H)
M5	3.30	5.70	7.14	5.80	7.04	9.90	0.70	14.30	BFHHM5-57(7.2H)
M6	0.70	4.20	9.53	9.00	9.40	13.00	0.80	15.70	BFHHM6-42(9.6H)
M6	4.20	6.60	9.53	8.20	9.40	13.00	0.80	18.20	BFHHM6-66(9.6H)
M8	0.70	3.80	12.70	10.60	12.60	16.60	0.90	18.20	BFHHM8-38(13.0H)
M8	3.80	7.90	12.70	11.20	12.60	16.60	0.90	22.50	BFHHM8-79(13.0H)
M10	0.70	3.80	12.70	10.60	12.60	16.60	0.90	18.20	BFHHM10-38(13.0H)
M10	3.80	7.90	12.70	11.20	12.60	16.60	0.90	22.50	BFHHM10-79(13.0H)

Thread	Grip Range		Hole Size (0 ~ +0.1)	A (Ref.)	D (-0.1 ~ +0.07)	DK	K	L	Part No.
	Min	Max							
6-32UNC	.020	.080	.250	.248	.246	.378	.027	.413	BFHH6-32-20UNC
6-32UNC	.080	.130	.250	.248	.246	.378	.027	.465	BFHH6-32-33UNC
8-32UNC	.020	.080	.250	.248	.246	.378	.027	.413	BFHH8-32-20UNC
8-32UNC	.020	.130	.250	.248	.246	.378	.027	.465	BFHH8-32-33UNC
10-24UNC	.020	.130	.281	.248	.277	.390	.027	.465	BFHH10-24-33UNC
10-24UNC	.130	.225	.281	.228	.277	.390	.027	.563	BFHH10-24-57UNC
10-32UNF	.020	.130	.281	.248	.277	.390	.027	.465	BFHH10-32-33UNF
10-32UNF	.130	.225	.281	.228	.277	.390	.027	.563	BFHH10-32-57UNF
1/4-20UNC	.027	.165	.375	.354	.370	.510	.030	.618	BFHH1/4-20-42UNC
1/4-20UNC	.165	.260	.375	.323	.370	.510	.030	.717	BFHH1/4-20-66UNC
5/16-18UNC	.027	.150	.500	.417	.496	.655	.035	.717	BFHH5/16-18-38UNC
5/16-18UNC	.150	.312	.500	.441	.496	.655	.035	.886	BFHH5/16-18-79UNC
3/8-16UNC	.027	.150	.500	.417	.496	.655	.035	.717	BFHH3/8-16-38UNC
3/8-16UNC	.150	.312	.500	.441	.496	.655	.035	.886	BFHH3/8-16-79UNC

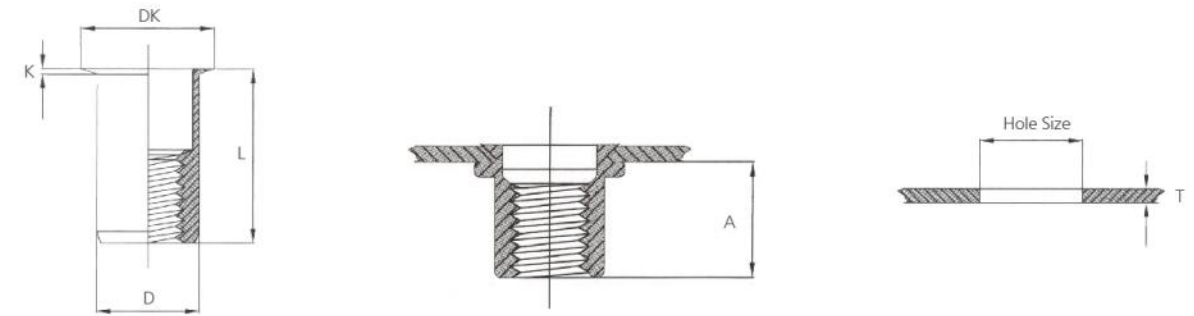
Carbon Steel Reduced Head Round Body Body (UK Type)



Carbon Steel Reduced Head Round Body (UK Type)

Rivmate

Washen



Thread	Grip Range		Hole Size (0 ~ +0.1)	A (Ref.)	D (-0.1 ~ +0.07)	DK	K	L	Part No.
	Min	Max							
M3	0.50	1.50	4.8	5.5	4.65	5.4	0.4	9.0	SRRM3-15UK(4.8H)
M4	0.50	2.00	6.4	6.5	6.25	7.0	0.5	10.5	SRRM4-20UK(6.4H)
M5	0.50	2.50	7.2	7.5	7.05	7.8	0.5	12.0	SRRM5-30UK(7.2H)
M6	1.00	3.00	9.6	9.2	9.45	10.3	0.6	15.0	SRRM6-30UK(9.6H)
M8	1.00	3.50	10.6	10.5	10.45	11.3	0.6	16.0	SRRM8-35UK(10.6H)
M10	1.00	4.00	12.8	12.8	12.65	13.8	0.65	20.0	SRRM10-40UK(12.8H)

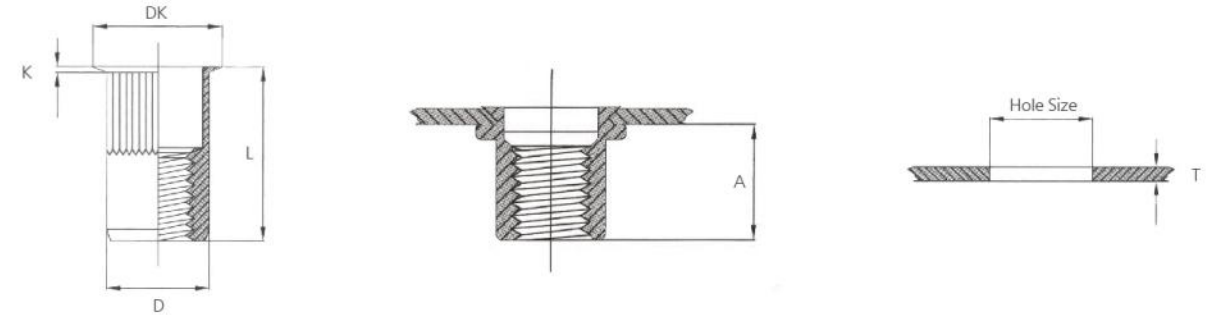
Carbon Steel Reduced Head Knurled Body (UK Type)



Carbon Steel Reduced Head Knurled Body (UK Type)

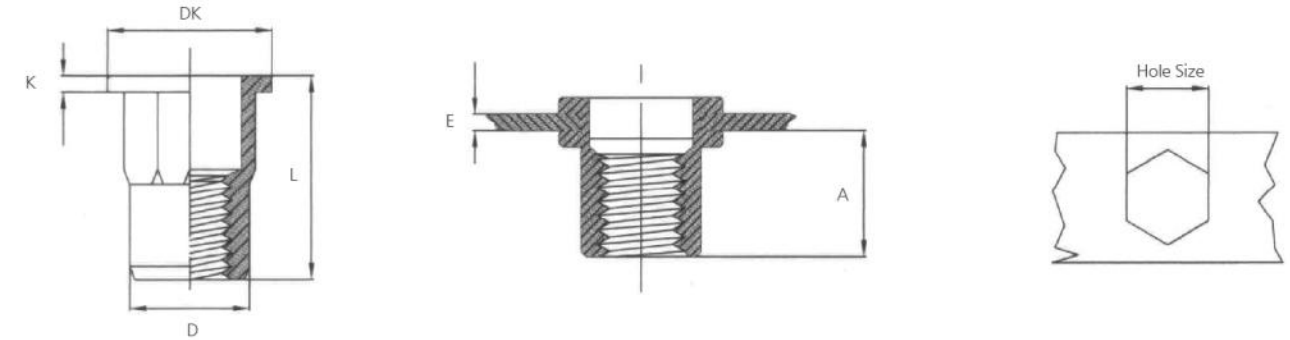
Rivmate

Washen



Thread	Grip Range		Hole Size (0 ~ +0.1)	A (Ref.)	D (-0.1 ~ +0.07)	DK	K	L	Part No.
	Min	Max							
M3	0.50	1.50	4.8	5.5	4.65	5.4	0.4	9.0	SRKM3-15UK(4.8H)
M4	0.50	2.00	6.5	6.5	6.35	7.0	0.5	10.5	SRKM4-20UK(6.5H)
M5	0.50	2.50	7.25	7.5	7.15	7.85(8.25)	0.5	12.0	SRKM5-25UK(7.25H)
M6	1.00	3.00	9.6	9.2	9.45	10.3(10.8)	0.6	15.0	SRKM6-30UK(9.6H)
M8	1.00	3.50	10.6	10.5	10.45	11.3(12.8)	0.6	16.0	SRKM8-35UK(10.6H)
M10	1.00	4.00	12.8	12.8	12.65	13.8	0.65	20.0	SRKM10-40UK(12.8H)

Carbon Steel Reduced Head Half Hex Body (UK Type)



Thread	Grip Range		Hole Size (0 ~ +0.1)	A (Ref.)	D (-0.1 ~ +0.07)	DK	K	L	Part No.
	Min	Max							
M4	0.50	2.00	6.4	6.5	6.25	7.25	0.5	10.5	SRHHM4-20UK(6.4H)
M5	0.50	2.50	7.2	7.5	7.05	8.10	0.5	12.0	SRHHM5-25UK(7.2H)
M6	1.00	3.00	9.6	9.2	9.45	10.50	0.6	15.0	SRHHM6-30UK(9.6H)
M8	1.00	3.50	10.6	10.5	10.45	11.50	0.65	16.5	SRHHM8-35UK(10.6H)
M10	1.00	4.00	12.8	11.3	12.65	14.00	0.70	21.0	SRHHM10-40UK(12.8H)

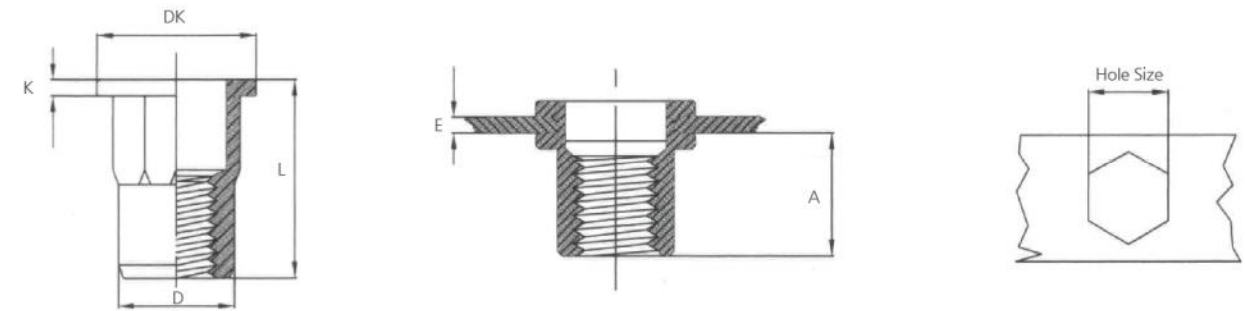
Carbon Steel Flat Head Half Hex Body (UK Type)



Carbon Steel Flat Head Half Hex Body (UK Type)

Rivmate

Washen

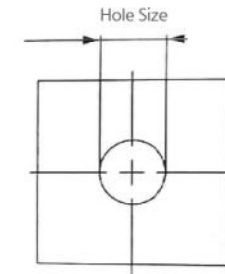
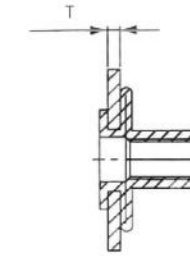
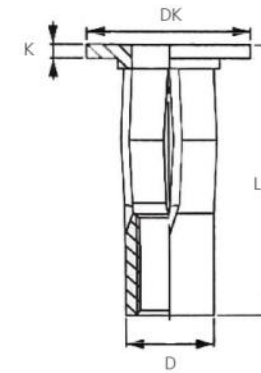


Thread	Grip Range		Hole Size (0 ~ +0.1)	A (Ref.)	D (-0.1 ~ +0.07)	DK	K	L	Part No.
	Min	Max							
M4	0.50	2.00	6.4	6.5	6.25	9.5	0.6	10.5	SFHHM4-20UK(6.4H)
M5	0.50	2.50	7.2	7.5	7.05	10.0	0.8	12	SFHHM5-25UK(7.2H)
M6	1.00	3.00	9.6	9.2	9.40	12.95	1.0	15.5	SFHHM6-30UK(9.6H)
M8	1.00	3.50	10.6	10.5	10.45	16.5	1.15	18.5	SFHHM8-35UK(10.6H)
M8	1.00	4.00	12.8	12.3	12.65	16.6	1.2	20.5	SFHHM8-40UK(12.8H)
M10	1.00	4.00	12.8	12.3	12.65	16.6	1.2	20.5	SFHHM10-40UK(12.8H)
3/8-16	1.00	4.00	12.8	12.3	12.65	16.6	1.2	20.5	SFHH3/8-16-40UK(12.8H)
5/16-18	1.00	4.00	12.8	12.3	12.65	16.6	1.2	20.5	SFHH5/16-18-40UK(12.8H)

Carbon Steel Slotted Rivet Nut



Scan to View Test Video
(SFTM6-70)
in Youtube



Carbon Steel Slotted Rivet Nut

Rivmate

Washen

Thread	Grip Range		Hole Size (0 ~ +0.1)	D (Max)	DK	K	L	Part No.
	Min	Max						
M4	0.5	3.8	7.0	6.9	11.0	1.0	18.0	SFTM4-38
	3.8	6.8					21.0	SFTM4-68
M5	0.6	4.5	8.4	8.0	12.7	1.0	22.3	SFTM5-45
	4.5	8.1					25.2	SFTM5-81
M6	0.5	7.0	9.85	9.7	16.0	1.5	27.5	SFTM6-70
	7.1	12.7					33.2	SFTM6-127
M8	1.0	7.0	12.25	12.2	19.0	1.6	30.5	SFTM8-70
	7.1	12.7					36.8	SFTM8-127
M10	0.5	7.0	14.25	14.2	22.2	2.2	33.2	SFTM10-70
	7.1	12.7					37.8	SFTM10-127

Stainless Steel Slotted Rivet Nut

Material

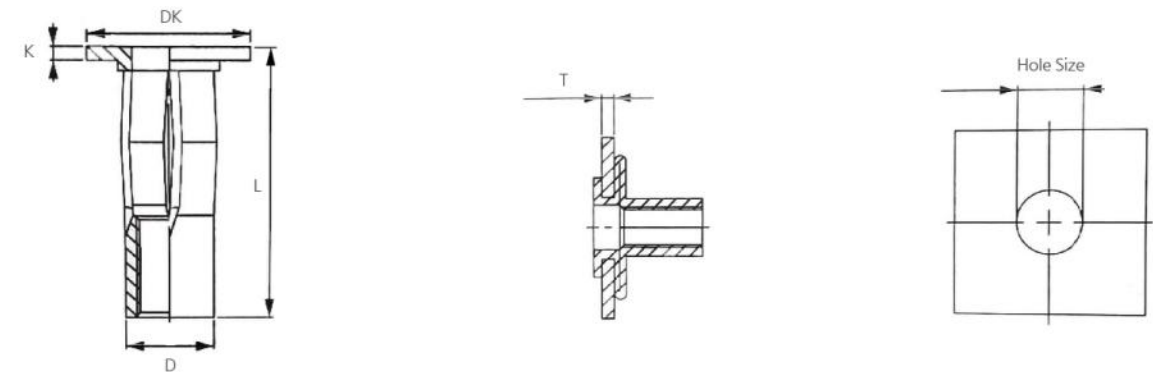
304/316 Stainless Steel



Stainless Steel Slotted Rivet Nut

Rivmate

Washen



Thread	Grip Range		Hole Size (0 ~ +0.1)	D (Max)	DK	K	L	Part No.
	Min	Max						
M4	0.5	3.8	7.0	6.9	11.0	1.0	18.0	BFTM4-38
	3.8	6.8					21.0	BFTM4-68
M5	0.6	4.5	8.4	8.0	12.7	1.0	22.3	BFTM5-45
	4.5	8.1					25.2	BFTM5-81
M6	0.5	7.0	9.85	9.7	16.0	1.5	27.5	BFTM6-70
	7.1	12.7					33.2	BFTM6-127
M8	1.0	7.0	12.25	12.2	19.0	1.6	30.5	BFTM8-70
	7.1	12.7					36.8	BFTM8-127
M10	0.5	7.0	14.25	14.2	22.2	2.2	33.2	BFTM10-70
	7.1	12.7					37.8	BFTM10-127

Carbon Steel Jack Nut

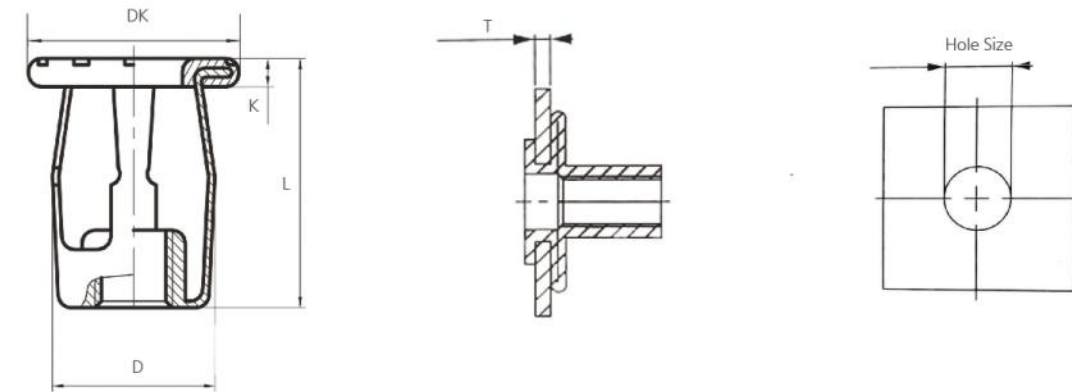


Scan to View Test Video
(SFJM6-50)
In Youtube

Carbon Steel Jack Nut

Rivmate

Washen



Thread	Grip Range		Hole Size	D (Max)	DK (±0.4)	K (±0.3)	L	Part No.
	Min	Max						
10-24	0.79	4.75	9.7~10.16	9.69	13.6	2.0	18.0	SFJ10-24-47UNC
10-24	4.75	9.53	9.7~10.16	9.69	13.6	2.0	22.2	SFJ10-24-95UNC
1/4-20	0.79	4.75	11.13~11.43	11.1	16.3	2.0	18.3	SFJ1/4-20-47UNC
1/4-20	4.75	9.53	11.13~11.43	11.1	16.3	2.0	23	SFJ1/4-20-95UNC
M4	0.5	5.0	8.55-8.65	8.47	12.2	1.6	16.8	SFJM4-50
	5.0	10.0					22.0	SFJM4-100
M5	0.5	5.0	10.55-10.65	10.47	14.0	1.6	18.4	SFJM5-50
	5.0	10.0					23.2	SFJM5-100
M6	0.5	5.0	12.55-12.65	12.47	16.0	1.6	18.6	SFJM6-50
	5.0	10.0					22.9	SFJM6-100
M8	0.5	8.0	15.55-15.65	15.47	18.0	2.2	21.0	SFJM8-80
	5.0	12.0					25.0	SFJM8-120

